



STAINLESS STEEL WETBATH TABLES WITH UNDERSHELF



WB-4G-LP Shown

Item #:	_____	Qty #:	_____
Model #:	_____		
Project #:	_____		



Featuring as Standard:
"THE PROVEN" ORIGINAL ADVANCE TABCO
Adjustable Undershelf with Die Cast Leg Clamp

FEATURES:

- 15,000 BTU'S / 2 and 3 compartments
- 25,000 BTU'S / 4 and 5 compartments
- Single control knob with 3 settings
- Pilot indicator openings
- Dish shelf of stainless steel
- Stainless steel supporting dish shelf with removable 3/8" thick poly cutting board - Ships K.D.
- Galvanized undershelf & legs w/ adjustable bullet feet
- Wet Gas units are perfect for prepared food. It maintains food temperature with hot steam. Add 1-2" of water to the wet bath unit to achieve the correct amount of hot moisture.

MATERIAL:

- TOP:** 20 gauge #302 stainless steel with die stamped pan openings. (11.875" x 20.062")
- BODY:** 22 gauge #430 stainless steel
- LEGS:** 1 5/8" diameter tubular galvanized steel
- 1" adjustable plastic bullet feet
- Stainless steel gussets
- UNDERSHELF:** Galvanized steel
- LINERS:** 8" deep, 22 Gauge, #302 stainless steel
- CUTTING BOARD:** White Thermoplastic
- CUTTING BOARD BRACKETS:** 16 gauge, #302 stainless steel
- PLATE SHELF:** 18 gauge, #302 stainless steel

GAS:

- Available for Natural Gas or Bottled Gas
- 1/2" female NPT connection to regulator
- Infinite Control knobs
- Note:** External pressure regulator is required. 4" WC pressure in for Natural Gas and 10" WC pressure in for LP

Model #	Gas Type	Length	Width*	# of Wells	Approx. Weight	Approx. Cu. Ft.
WB-2G-NAT	NATURAL GAS	A = 31-13/16"	30-5/8"	2	96 lbs.	28
WB-3G-NAT	NATURAL GAS	B = 47-1/8"	30-5/8"	3	130 lbs.	41
WB-4G-NAT	NATURAL GAS	C = 62-7/16"	30-5/8"	4	157 lbs.	55
WB-5G-NAT	NATURAL GAS	D = 77-3/4"	30-5/8"	5	176 lbs.	67
WB-2G-LP	BOTTLED GAS	A = 31-13/16"	30-5/8"	2	96 lbs.	28
WB-3G-LP	BOTTLED GAS	B = 47-1/8"	30-5/8"	3	130 lbs.	41
WB-4G-LP	BOTTLED GAS	C = 62-7/16"	30-5/8"	4	157 lbs.	55
WB-5G-LP	BOTTLED GAS	D = 77-3/4"	30-5/8"	5	176 lbs.	67

***Width Includes 8" Cutting Board**

NOTE: Units are not designed to cook or heat frozen or refrigerated foods. Food placed in tables should already be hot, and the table will maintain the proper temperatures

Food Table Accessories

Visit our website for additional Food Table Accessories

- SU-P-101** Gas Valve
- SU-P-105** Jet Burner for Natural Gas Unit (NAT 5/16 #61)
- SU-P-106** Jet Burner for Natural Gas Unit (NAT 5/16 #74)
- SU-25S** Add Casters to Food Units with Undershelf
(Includes 4 -5" Swivel Casters, 2 w/ Brakes)

Stainless Steel Legs & Undershelf Upgrade

2 Well Table	3 Well Table	4 Well Table	5 Well Table
SU-23A	SU-23B	SU-23C	SU-23D



Customer Service Available To Assist You 1-800-645-3166 8:30 am - 8:00 pm E.S.T.

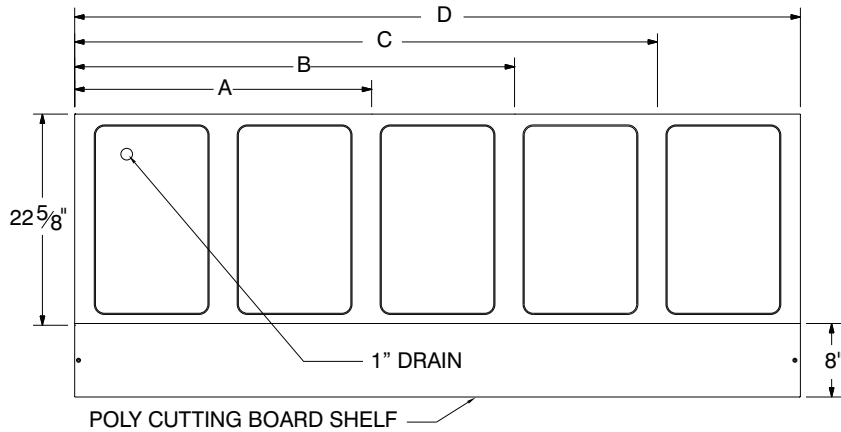
For Orders & Customer Service:
 Email: customer@advancetabco.com or Fax: 631-242-6900

For Smart Fabrication™ Quotes:
 Email: smartfab@advancetabco.com or Fax: 631-586-2933

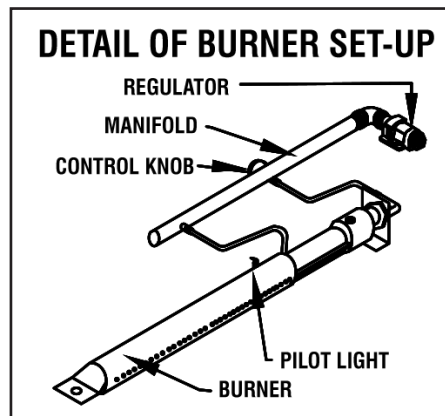
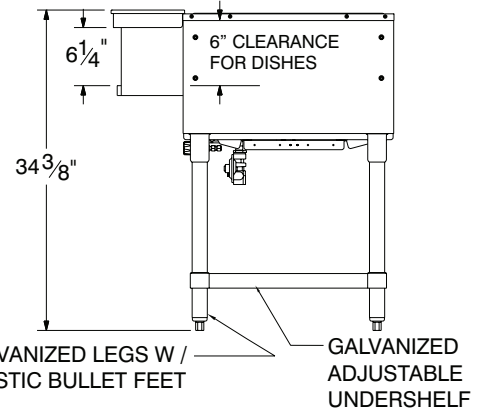
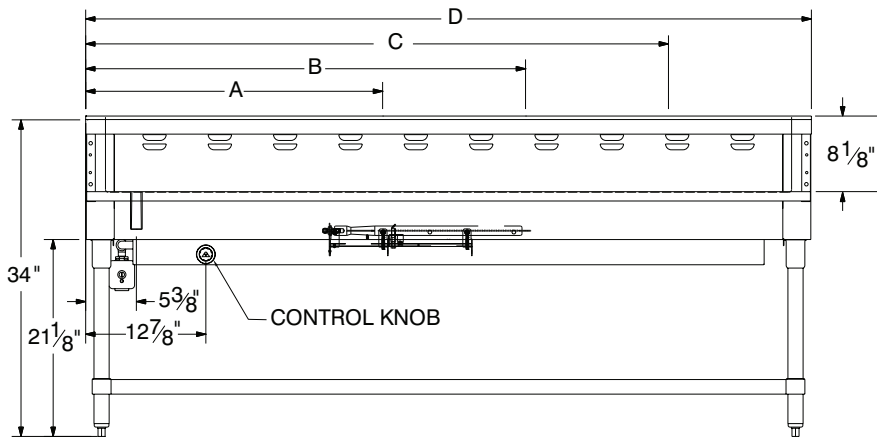
DIMENSIONS and SPECIFICATIONS

TOL ± .125"

ALL DIMENSIONS ARE TYPICAL



1/2" NPT FEMALE GAS CONNECTION AT REGULATOR
(4" WC FOR NATURAL GAS / 10" WC FOR LB GAS)



ADVANCE TABCO is constantly engaged in a program of improving our products. Therefore, we reserve the right to change specifications without prior notice.