




**WITT
INDUSTRIES**

Durability | Service | Innovation
Proudly Made in America Since 1887



2019

Indoor Outdoor Accessories



800 • 543 • 7417 | sales@witt.com | www.witt.com

Welcome

Witt Industries is proud to present our latest product offering in the form of this catalog. The icons below will be used throughout the catalog to help identify products for your ease of use.

Legend

Best Seller

This icon indicates this is one of Witt's best selling products.



Warranty

This icon indicates Witt Industries warrants its products to be free from defects in material and/or workmanship for a period of one year from the date of invoice. All claims must be submitted in writing with a copy of the invoice to Witt Industries. This supersedes any previous warranties prior to Jan. 1, 2020.

Non-Cancelable Non-Returnable

This icon indicates a product is not eligible to be canceled or returned once an order is placed. There will be no exceptions to this policy for these products.



New Product

This icon indicates this is a new product in our catalog.



Made in USA

This icon indicates this product is made in the USA.



ISO 9001

ISO 9001:2008 Registered



Shipped By Truck

This icon indicates a product is too large or too heavy to ship by UPS. Fed Ex Ground, or air freight and must go by an LTL or common carrier truck freight.



ADA Compliant

This product conforms to the Americans with Disabilities Act reach requirements within the accessibility guidelines outlined in section 4.2, Space Allowance and Reach Ranges.



OSHA Compliant

This icon indicates a product is OSHA compliant with standard number 1910.141 for waste disposal containers.



Shipping

To serve our customers better, all in stock items ship within 3 business days.

Table of Contents

New Products	6.
--------------------	----

Outdoor

Witt Custom Logo Series.....	8.
Oakley Collection	11.
Wydman Collection	15.
Outdoor Miscellaneous	16.
Avant Garde Collection	17.
EXP Collection	20.
Galvanized Collection	21.
Outdoor Recycling	23.
Smoking Solutions	26.

Table of Contents

Indoor

Decorative Series	28.
Monarch Series	31.
Dome Top Series	32.
Half Round Series	34.
Office & Industrial Series	35.
Indoor Recycling Series	40.
Fiberglass Series	47.

Accessories

Lid Options	54.
Liner Options	56.
Decal Options	57.
Color Options	59.
Texture and Finishes Options	61.





Products

Witt Industries is proud to Introduce New Products to our family!



Logo Bench 14



The Lookout 16



Aluminum Receptacle 28



Celestial Series 30



Monarch Series 31



Square Step-on Collection 38



Double Down 41



Geocubes with Message Board 41



Outdoor Witt Custom Logo Series

Logo Customization Process:

Step 1. Send electronically formatted logo with order form to Witt



Step 2. Artwork is created



Step 3. Art approval form is sent to customer to sign and return



Step 4. Order is entered



Step 5. Logo can is made



Witt Custom Logo Series

Why not enhance your brand with a customized Witt Custom Logo receptacle?

Witt's Custom Logo receptacles are the perfect choice for athletic or entertainment venues. Complete with Witt's signature protective coated base* and our 5/3/1 warranty, these heavy-duty receptacles are made to withstand high traffic venues and provide consistent and appealing style for years to come

- Customizable with your team, company, venue or school logo
- Ability to match your colors for a truly custom product
- Available in 55, 46, 35, and 20 gallon capacities
- Durable TGIC powder-coat paint finish is applied to the USA sourced 100% galvalneel steel, making it appropriate for indoor or outdoor use
- Leveling feet, anchor kit and lid cable provided at no extra cost
- Protective coated base standard on 55, 46 and 35 gallon receptacles, optional on the 20 gallon receptacle
- Durable plastic liner is included with each can
- High contrast logo colorization available
- Digital product preview available
- Lid options can be viewed on page 54



SC35-03
★ Best Seller



Witt Custom Logo Series allows full customization of not only the can but the insertable artwork into the advertising panel



Standard Protective Coated Base

SC55 and SC35 Only.

Witt Custom Multi-Logo Series

Witt Custom Multi-Logo receptacles offer you the ability to customize with one, two or three logos or ad openings on a single receptacle

Perfect for municipalities, parks, universities, apartment complexes, shopping centers, office complexes and city streets

- Custom configurations with up to three logos, three message centers, or combination
- High-contrast color backing plates for all logos stand out from can and liner
- Digital product preview available
- Infinite configurations of colors, logos, lids and sizes



SQ46-03

SC55-03

SC55-03

SC55-03



Item Number	Description	Capacity	Dimensions	Weight	Lids
SC20-02	Round Custom logo unit w/ plastic liner	20 Gal.	15.5" x 31.5"	26lb.	FT
SC35-02	Round Custom logo unit w/ plastic liner	35 Gal.	18.5" x 35.5"	45lb.	FT, HT, DT
SC55-02	Round Custom logo unit w/ plastic liner	55 Gal.	23.5" x 40"	86lb.	FT, HT, DT
SQ46-02	Square custom logo unit w/ plastic liner	46 Gal.	24" x 24" x 38"	86lb.	FT

Colors



Item Number	Description	Capacity	Dimensions	Weight	Lids
SC35-03	Custom logo unit w/ 12"x12" ad openings, plastic liner	35 Gal.	18.5" x 35.5"	45lb.	FT, HT, DT
SC55-03	Custom logo unit w/ 16"x8" ad openings, plastic liner	55 Gal.	23.5" x 40"	86lb.	FT, HT, DT
SC35-3L	Custom logo unit w/ 3 logos & plastic liner	35 Gal.	18.5" x 35.5"	45lb.	FT, HT, DT
SC55-3L	Custom logo unit w/ 3 logos & plastic liner	55 Gal.	23.5" x 40"	86lb.	FT, HT, DT
SQ46-02	Square custom logo unit w/ plastic liner	46 Gal.	24" x 24" x 38"	86lb.	FT

Colors





Witt Standard Series

Sleek, stylish and durable

Ideal for schools and universities, small arenas, recreational complexes or parking facilities

- Available in 10, 20, 35, 46 and 55 gallon sizes
- Durable TGIC powder-coated paint finish for indoor or outdoor use
- Also available in stainless steel
- Leveling feet, anchor kit and lid cable provided at no extra cost
- Standard protective coated base included for SC55, SQ46, and SC35 (Optional for SC20)
- Ability to match your colors for a truly custom product



Standard Protective Coated Base
SC55, SC46 and SC35 Only. Optional for SC20



SQ46-01-FT

SC10

SC20

SC35

SC55

Item Number	Description	Capacity	Dimensions	Weight	Lids
SC10-01	Standard unit w/ plastic liner	10 Gal.	12" x 26"	9lb.	FT
SC20-01	Standard unit w/ plastic liner	20 Gal.	15.5" x 31.5"	26lb.	FT
SC35-01	Standard unit w/ plastic liner	35 Gal.	18.5" x 35.5"	45lb.	FT, HT, DT
SC55-01	Standard unit w/ plastic liner	55 Gal.	23.5" x 40"	86lb.	FT, HT, DT
SQ46-01-FT	Standard unit w/ plastic liner	46 Gal.	24" x 24" x 38"	86lb.	FT

Colors



See color options on page 59

Outdoor Oakley Collection



M2401-RC-GN



M3601-RC-BN



M5001-AT-BK



M2401-FT-BN



M3601-FT-BK



M5001-DT-GN

Oakley Standard

Basic Slatted Receptacles
-Available in three sizes

Great for municipalities, parks, universities, apartments, office complexes, city streets, and parking lots

- Durable, long-lasting flat bar steel construction is a deterrent for graffiti
- Metal band at the top adds strength
- Available with five lid options (flat top, dometop, rain cap, swing top or ash urn)
- Color choice includes powder coated black, brown, green or silver
- Durable plastic liner is included
- Lid attachment kit and an anchor kit are supplied with all units at no extra charge
- Comes standard with built-in leveling feet



Recycling Option
Available see Page 23

Item Number	Description	Capacity	Dimensions	Weight	Lids
M2401	Receptacle w/ plastic liner	24 Gal.	23" x 35"	57lb.	FT, DT, RC, AT
M3601	Receptacle w/ plastic liner	36 Gal.	28" x 36"	95lb.	FT, DT, RC, AT, SWT
M5001	Receptacle w/ plastic liner	50 Gal.	28" x 36"	100lb.	FT, DT, RC, AT, SWT

Colors





M3600-R-DT-GN

Oakley Decorative

This receptacle combines all the great functions of the Oakley Standard receptacle with an enhanced decorative look showcasing the addition of a decorative ring accent band

Great for municipalities, parks, universities, apartments, office complexes, city streets, and parking lots

- Durable, long-lasting flat bar steel construction is a deterrent for graffiti
- Decorative band adds style to durability
- Available with five lid options (flat top, dome top, rain cap, swing top or ash urn)
- Color choice includes powder coated black, brown, green, and silver
- Durable plastic liner is included with each unit
- Lid attachment kit and an anchor kit are supplied with all units at no extra charge
- Comes standard with leveling feet
- Comes standard with 40 gallon rigid plastic liner



★ Best Seller



M3600-R-FT-GN



M3600-R-AT-BN



M3600-R-DT-BK



M3600-R-RC-BN

Item Number	Description	Capacity	Dimensions	Weight	Lids
M3600-R	Receptacle w/ plastic liner	40 Gal.	28" x 36"	95lb.	FT, DT, RC, AT, SWT

Colors

- Green
- Brown
- Black
- Silver



M3601-SQ-FT-BK

Oakley Square

Enhance your property with the beauty of the Oakley Square Receptacle

Suitable for parks, restaurants, universities, open air shopping venues and other high traffic areas

- Wide open, flat top lid adds to the hands free use of this unit for cleanliness preservation
- Durable, long-lasting flat bar steel construction is a deterrent for graffiti
- Color choice includes powder coated black, brown, green, and silver
- Durable plastic liner is included with each unit
- Lid attachment kit and an anchor kit are supplied with all units at no extra charge
- Comes standard with leveling feet

Colors

- Green
- Brown
- Black
- Silver

Item Number	Description	Capacity	Dimensions	Weight	Lids
M3601-SQ	Square receptacle with plastic liner	40 Gal.	28" x 28" x 32.75"	130lb.	FT





Oakley Benches

For a stylish and timeless bench, the Oakley Collection bench outshines the competition

Great for municipalities, parks, universities, apartments, office complexes and city streets

- Durable, long-lasting flat bar steel construction is a deterrent for graffiti
- Color choice includes powder coated black, brown, green or silver
- Anchor kit is supplied with all units at no extra charge
- Durable TGIC powder-coated paint finish
- Available in 4, 5, or 6 foot length
- Center arm option available in 6 foot length to deter loitering
- Laser cut logo available



M4-BCH-GN



M5-BCH-BK



M6BCH-logo-BK



M6-BCH-GN



M6-BCH-ARM-BN



Outdoor Wydman Collection



Wydman Collection

Heavy-Duty Slatted Receptacles

Perfect for municipalities, parks, universities, apartments, office complexes and city streets

- Heavy-Duty slatted metal that is both decorative and functional and weathers the great outdoors
- Durable, long-lasting flat bar steel construction deters graffiti
- Available in powder-coated black, brown, green, or silver
- Durable plastic liner is included with each unit
- Durable TGIC powder-coated paint finish for indoor or outdoor use
- Leveling feet, anchor kit and lid cable provided at no extra cost
- Made in the USA with 100% USA steel




WC2400-FT



Item Number	Description	Dimensions	Weight
M4-BCH	Slatted Metal Benches	48" x 24" x 34"	77lb.
M5-BCH	Slatted Metal Benches	60" x 24" x 34"	96lb.
M6-BCH	Slatted Metal Benches	72" x 24" x 34"	115lb.
M6-BCH-ARM	Slatted Metal Benches w/ arm	72" x 24" x 34"	119lb.
M6BCH-logo-BK	Slatted Metal Benches w/ logo	72" x 24" x 34"	119lb.

Colors



Item Number	Description	Capacity	Dimensions	Weight	Lids	Colors
WC2400	Receptacle w/ plastic liner	24 Gal.	25.5" x 29.5"	106lb.	FT	Green, Brown, Black, Silver
WC3600	Receptacle w/ plastic liner	36 Gal.	28.5" x 31.5"	133lb.	FT, DT, RC, AT, SWT	Green, Brown, Black, Silver





The Lookout NEW

Perfect for government buildings, transportation areas like airports and train stations, as well as any high traffic areas, stadiums, arenas, or anywhere security is paramount

Designed with safety and security in mind

- 55 Gallon Capacity
- Clear panels
- Ability to anchor
- Drain holes
- Heavy-duty steel construction
- Retainer band to secure liner
- Protective coated base



Recycling Option Available see Page 24

Covington & Sawgrass

The Covington and Sawgrass Collections feature examples of this combination of function, style and choice. Units are made from Galvanized steel and are TGIC powder coat finished

Great for parks, schools, downtowns, shopping malls, municipalities, and parking facilities

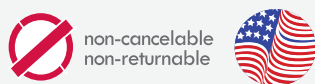
- Provides a unique, aesthetically pleasing receptacle for any area
- Sleek and contemporary laser cut design
- Servicing is easy with the lift off top
- Five lid options
- Three leveling feet with a welded 3/8" dia threaded shaft
- Comes standard with the following:
 - Black high density polyurethane rigid plastic liner
 - Encapsulated cable to keep lid secure to unit
 - Anchor kit to secure to ground
- Standard protective coated base protects surfaces from rust rings



The Wave NEW

Perfect for sports and entertainment venues, colleges and universities, office complexes, or anywhere you want to add style to brand awareness.

- Newly designed pattern adds style to functionality
- Enhance your brand by adding your logo
- Ability to match your colors
- Available in 35 and 55 gallon capacities
- Comes standard with protective coated base



Standard Protective Coated Base

Item Number	Description	Capacity	Dimensions	Weight	Lid Options
SC35P-W1	Standard unit with wave pattern	35 Gal.	20.5" x 37"	45lbs	FT, HT, DT
SC55P-W1	Standard unit with wave pattern	55 Gal.	35" x 40"	86lbs	FT, HT, DT
SEC55P-BB-FT	Clear paneled receptacle	55 Gal.	35" x 40"	90lbs	FT

Colors

- Black

Item Number	Description	Capacity	Dimensions	Weight	Lids
COV40P	Covington receptacle w/ plastic liner	40 Gal.	24" x 34.5"	80lb.	FT, DT, RC, AT, SWT
SAW40P	Sawgrass receptacle w/ plastic liner	40 Gal.	24" x 34.5"	80lb.	FT, DT, RC, AT, SWT

Colors

- Green
- Brown
- Black
- Silver





Paramount

Features a compelling and modern stainless steel perforated design

Perfect for office buildings, arenas, hospitals, theaters and shopping malls

- Sleek and contemporary perforated design
- Offers aesthetically pleasing receptacle for high end, high impact areas
- Servicing made easy with a lift off top
- Available in two sizes – 35 and 55 gallon
- Lid options include: flat, hood or dome top
- Three leveling feet included
- Two anchor tabs and anchor kit included
- Comes standard with the following:
 - High density 100% recyclable plastic liner
 - Encapsulated lid tethering cable
 - Protective coated base to protect unit and flooring surfaces



Standard Protective Coated Base



Mason

The Mason Collection offers a streamlined, contemporary, yet upscale design alternative

Great for parks, schools, downtowns, shopping malls, municipalities, and parking facilities

- Provides a unique, aesthetically pleasing receptacle for any area
- Sleek and contemporary laser cut design
- Servicing is easy with the lift off top
- Five lid options
- Three leveling feet with a welded 3/8" dia. threaded shaft
- TGIC Polyester powder coat finish
- Comes standard with the following:
 - Black high density polyurethane rigid plastic liner
 - Encapsulated cable to keep lid secure to unit
 - Anchor kit to secure to ground
- Standard protective coated base Protects surfaces from rust rings



Standard Protective Coated Base



PC55P-SP1-FT

PC55P-SP1-DT

PC55P-SP1-HT

*PC35-SP1 not shown



MAS40P-FT

MAS40P-DT

MAS40P-RC

MAS40P-AT

*Swing top not shown

Item Number	Description	Capacity	Dimensions	Weight	Lids	Colors
PC35P-SP1	Heavy gauge stainless steel receptacle	35 gal.	18.5" x 33.75"	45lb.	HT, FT, DT	● Stainless Steel
PC55P-SP1	Heavy gauge stainless steel receptacle	55 gal.	23.5" x 40"	86lb.	HT, FT, DT	

Item Number	Description	Capacity	Dimensions	Weight	Lids	Colors
MAS40P	Mason receptacle w/ plastic liner	40 gal.	24" x 34.5"	80lb.	FT, DT, AT, RC, SWT	● Green ● Brown ● Black ● Silver

Colors

- Green
- Brown
- Black
- Silver




Outdoor EXP Collection

Outdoor Galvanized Collection



★ Best Seller



Recycle Option Available

EXP Standard

Expanded Metal Basket Receptacle

Designed for parks, universities, parking garages or lots, high traffic areas, apartments and sports complexes

- Hot dipped galvanized or powder coat finish for maximum wear resistance
- Added vertical ribs for reinforcement
- See through mesh is great for added safety in public areas
- Lid options include Dome Top, Flat Top, Rain Cap, Swing Top and Ash Top
- Optional 36 gallon liner available
- Unit can be anchored using our standard anchor kit



WCD20CL WCD24CL WCD32CL

Industrial Galvanized Metal

Witt's signature collection

Perfect for manufacturing facilities, parks, cities or industrial environments

- Receptacles are made from pre-galvanized USA sourced steel
- Stand up to the weather conditions in any environment
- Feature deep body corrugation for superior strength and durability
- Recessed can bottom design limits floor contact
- Corrugated galvanized lids fit securely
- Heavy duty cans and lids meet government specification
- The galvanized finish is designed to deter rust formation

*Photos show can with lids together



10GPCL WHD32C with 3434G lid

Optional galvanized lid for 32 gallon receptacle



3434G

Hot Dipped Galvanized for Harsh Environments

Witt's Hot Dipped Galvanized EXP Receptacle offers an ultra-durable galvanized coating to stand up to the harshest environments and is perfect for beaches, lakes, pools or wet areas and extreme climate changes

- Salt and chlorine resistant to corrosion
- Horizontal and vertical ribs for reinforcement
- Hot Dipped Galvanized Coating proven for years of use
- Can be used with or without liner
- Choose from two Hot Dipped Galvanized Lid Options - the 5555G dome top or FT256G flat top



Item Number	Description	Capacity	Dimensions	Weight
EXP-52	Expanded metal outdoor container	48 Gal.	23" x 33"	31lb.

Colors

- Green
- Black
- Galvanized
- Red
- Blue

Item Number	Description	Capacity	Dimensions	Weight
10GPC	27 gauge light duty can	10 Gal.	16" dia x 17.25" high	6lb.
10GPL	27 gauge light duty lid	N/A	16" dia x 3" high	1.25lb.
WCD20C	27 gauge light duty can	20 Gal.	17.5" dia x 23" high	7.5lb.
WCD20L	27 gauge light duty lid	N/A	18" dia x 5" high	2lb.
WCD24C	27 gauge light duty can	24 Gal.	19.5" dia x 23.5" high	9.5lb.
WCD24L	27 gauge light duty lid	N/A	20" dia x 5" high	2lb.
WCD32C	27 gauge light duty can	32 Gal.	21.25" dia x 26.25" high	9.5lb.
WCD32L	27 gauge light duty lid	N/A	21.5" dia x 4" high	2.5lb.
WHD24C	23 gauge heavy duty can	24 Gal.	19.5" dia x 23.5" high	14.5lb.
WHD24L	23 gauge heavy duty lid	N/A	20" dia x 5" high	3lb.
WHD32C	23 gauge heavy duty can	32 Gal.	21.25" dia x 26.25" high	18lb.
WHD32L	23 gauge heavy duty lid	N/A	21.5" dia x 4" high	3.15lb.
3434G	Galvanized dome top-Fits 32 gallon receptacles	N/A	ID=21.25	11lb.

Colors

- Galvanized



Industrial Pails

Featuring our same industry-leading industrial galvanized metal construction

Witt's Industrial Pails are perfect for shop part containers, nursery stock tubs, lawn and garden use and a variety of other applications

- Manufactured from zinc rich galvanized steel in the USA
- Unique triple-interlocking "Gordon Seam" forms a six layer side security seam
- The smooth top pail edge is reinforced with a continuous covered rim wire
- Bail is securely attached to the top pail rim
- All pail bottoms are recessed to limit pail to surface contact
- The two quart and five quart models feature single seam construction
- Water-tight sealing application available



Industrial Galvanized Tubs

The Industrial Galvanized Tubs by Witt offer superior construction and water-tight seal for shop use, parts containers, nursery stock tubs, pet batch care, lawn and garden use and a wide variety of other applications

- Our large 15 and 19 gallon tubs are produced from heavy, zinc rich USA-sourced galvanized steel
- Featuring six layer interlocked side seams, recessed corrugated bottoms and dual drop side handles



Item Number	Description	Capacity	Dimensions	Weight
W14200	Galvanized steel tub, bundled	15 Gal.	21.5" dia x 10.75" high	6lb.
W14300	Galvanized steel tub, bundled	19 Gal.	24.25" dia x 11" high	6.5lb.
W2QTG	Galvanized steel pail	2 Qt.	6" dia x 5.75" high	.5lb.
W5QTG	Galvanized steel pail	5 Qt.	8.75" dia x 7.25" high	1lb.
W10100	Galvanized steel pail	10 Qt.	10.25" dia x 9.25" high	2lb.
W10120	Galvanized steel pail	12 Qt.	10.75" dia x 10.25" high	2.25lb.
W10161	Galvanized steel pail	16 Qt.	14" dia x 8.25" high	2.5lb.

Colors

Galvanized

Outdoor Recycle



MR36-FTR-BL



MR50-FTR-BL

Oakley Recycling

Complement your Oakley Collection Waste Receptacle with our best selling and stylish Oakley Recycling Receptacle in either 36 or 50 gallon capacity

Perfect for municipalities, parks, universities, apartment complexes, shopping centers, office complexes and city streets

- Durable TGIC powder coated finish
- Made with USA sourced galvanized steel slats for maximum durability
- Durable, long lasting flat bar steel construction deters graffiti
- Includes rigid plastic 100% recyclable liner, lid tether, anchor kits, recycling decals, and leveling feet



WCR36-FTR-BL

Wydman Recycling

The Wydman Recycling Collection delivers a sophisticated option for recycling while maintaining the same graceful, tapered style found in the Wydman Waste Collection

Perfect for municipalities, parks, universities, apartment complexes, shopping centers, office complexes and city streets

- Constructed from heavy duty Galvanized metal slats that create both a decorative and functional unit that weathers the outdoors
- Recycle flat top lid with two round openings offers ease of use for the collection of bottles and cans
- Features TGIC powder coated paint finish
- Includes rigid plastic 100% recyclable liner, lid tether, anchor kits, recycling decals, and leveling feet

Item Number	Description	Capacity	Dimensions	Weight	Lids
MR36-FTR	Oakley recycling receptacle w/ plastic liner	36 Gal.	28" x 36"	95lb.	FTR
MR50-FTR	Oakley recycling receptacle w/ plastic liner	50 Gal.	28" x 36"	100lb.	FTR
WCR36-FTR	Wydman recycling receptacle w/ plastic liner	36 Gal.	28.5" x 31.5"	135lb.	FTR

Colors

Blue



Witt Standard Recycle Series

The Witt Standard Recycling Collection offers the timeless elegance and durability of a perforated steel can with chasing arrows recycling symbol to promote "Recycle Here" sustainability messaging. Protective coated base and laser cut chasing arrow recycle symbol are featured as standard on 35 and 55 gallon receptacles. 20 gallon receptacle includes chasing arrow and recycle decal. The receptacles come standard in recycle blue paint with white recycle logo and can also be customized to your unique color scheme

Perfect for municipalities, parks, universities, apartment complexes, shopping centers, office complexes, stadiums and venues and city streets

- Leveling feet, anchor kit and lid cable tethering provided at no extra cost on 35 and 55 gallon receptacles
- All models can be customized with your logo for additional fee
- Optional split half-moon liners for dual stream recycling capabilities - 55 gallon only
 - SC55 is available with two 25 gallon plastic liners or one full 55 gallon liner
 - SC35 is available with one full 35 gallon liner
- SC20 available with full 20 gallon liner
- All models ship standard with recycle logo
 - SC35 and SC55 lid decal options include: aluminum, cans only, glass only, plastic, newspaper, bottles and cans, paper only and bottles only
- SC35 and 55 gallon lid choices include: flat or hood top with 4 1/2" round opening or 2" x 7" slot opening. Opening configurations include: hole/hole, hole/slot, or slot/slot.
- SC20 lid options include: flat top lid with either 4 1/2" round opening or 2" x 7" slot opening



*View Lid options on page 54

Item Number	Description	Capacity	Dimensions	Weight
SC20-01-RC	Recycle receptacle w/ plastic liner, round opening	20 Gal.	15.5" x 31.5"	26lb.
SC20-01-RP	Recycle receptacle w/ plastic liner, slot opening	20 Gal.	15.5" x 31.5"	26lb.
SC35-02R	Recycle receptacle w/ plastic liner	35 Gal.	18.5" x 35.5"	45lb.
SC55-02R	Recycle receptacle w/ plastic liner	55 Gal.	23.5" x 40"	86lb.

Colors

● Blue ● Green

* Can select standard or custom colors see page 59

Covington Recycling

A stylish complement to your Covington Collection Waste Receptacle, the Covington Collection Recycling Receptacle includes a laser-cut, attractive design featured in our Avante Garde Collection

Perfect for municipalities, parks, universities, apartment complexes, shopping centers, office complexes and city streets

- Made with USA sourced Galvanneal steel which is also primed and TGIC powder coated for maximum durability
- Includes a protective coated base to eliminate rust rings on surface
- Includes rigid plastic 100% recyclable liner, lid tether, anchor kits, recycling decals, and leveling feet
- Perfect for shopping centers, upscale outdoor environments, walking trails or cityscapes



COV40-FTR-BL



EXP-52NPBL-FRT
Best Seller

EXP Recycling

The EXP Mesh Recycling Receptacle is a cost effective way to collect recyclables. Great for high traffic areas like parks and beaches, this receptacle can be used with or without a liner and servicing is fast and easy

The EXP receptacle can be anchored with the addition of an anchor kit

Perfect for municipalities, parks, universities, apartment complexes, shopping centers, office complexes and city streets

- Attractive, durable and ADA compliant
- Offers a safe see-through design for security considerations
- Includes large recycle decal for body and two bottles and cans recycle decals for lid
- Easily maintained and cleaned through the open metal mesh design
- Optional SMB36L liner can be purchased for this receptacle

Item Number	Description	Capacity	Dimensions	Weight	Lids
COV40-FTR-BL	Recycling receptacle w/ plastic liner	40 Gal.	24" x 34.5"	80lb.	FTR
EXP-52NPBL-FRT	Expanded metal outdoor recycle container	48 Gal.	23" x 33"	35lb.	FTR

Colors

● Blue

Oakley & Wydman Ash Urn

Complement your Oakley or Wydman Collection Receptacle with a matching Ash Urn

Finish your Oakley or Wydman Collection exterior statement with a matching high-quality constructed ash urn

- Urns can be used indoors or outdoors
- Constructed of 100% USA heavy gauge galvanized steel
- All-steel, fire-safe cigarette receptacle will not melt or burn and requires no sand or water
- Available in black, brown, green and silver



Colors

- Black
- Brown
- Green
- Silver



M2000GN



M2000BN



M2000BK



WC2000GN



WC2000BN



WC2000BK

Classic Ash Urn

Subtle and Understated
Ash Receptacles

Classic design works well in office complexes, convention centers/venues, apartment buildings and hospitality

- Classic urns can be used indoor or outdoor for maximum flexibility
- Constructed of heavy gauge USA galvanized steel
- All-steel cigarette receptacle will not melt or burn and requires no sand or water
- Multiple sizes and configurations for your selection



Colors

- Black
- SilverVein



3000SVN

2000SVN

3000BK

2000BK

Item Number	Description	Capacity	Dimensions	Weight
M2000-GN	Oakley ash urn	N/A	17" x 26"	42lb.
M2000-BK	Oakley ash urn	N/A	17" x 26"	42lb.
M2000-BN	Oakley ash urn	N/A	17" x 26"	42lb.
WC2000-GN	Wydman ash urn	N/A	17" x 26"	57lb.
WC2000-BN	Wydman ash urn	N/A	17" x 26"	57lb.
WC2000-BK	Wydman ash urn	N/A	17" x 26"	57lb.
2000	Ash urn	N/A	10" x 20"	6lb.
3000	Ash 'n trash urn w/ galvanized liner	3 Gal	10" x 25"	9lb



MSK-BLK

MSK-HCC

Smoker's Mirage

Our best-selling Smoker's Mirage continues to be a product of choice for neatly containing those ash and cigarette butt by-products in an easy-to-service design

Perfect for casinos, office entrances, restaurants, campuses and apartment complexes

- Designed for inside or outside use
- Constructed of heavy gauge galvanized steel
- Large capacity 4.5 gallon removable steel container conceals more than 4,000 disposed cigarette butts for maximum capacity and minimal maintenance servicing
- Available in black and hammered charcoal



8C-1225A

8C-1225AT

8C-1630A

8S-1020A

Fiberglass Ash Receivers

Keep the Butts in the can

Ideal for universities, libraries, parks, municipality offices, and office complexes everywhere

- Clean, inconspicuous design
- Available in a variety of sizes and shapes
- Waste receptacle/Ash urn combination available
- Available in a wide variety of fiberglass color and texture options for maximum flexibility and customization



non-cancelable
non-returnable



Item Number	Description	Capacity	Dimensions	Weight
MSK	Smoker's mirage	4.5 Gal.	16" x 39"	18lb.
8S-1020A	Square ash urn	N/A	10" x 20"	10lb.
8C-1225A	Round ash urn	N/A	12" x 25"	12lb.
8C-1630A	Round ash urn	N/A	16" x 30"	17lb.
8C-1225AT	Round as 'n trash	5 Gal.	12" x 25"	22lb.

Colors

- Black
- Hammered Charcoal

See color fiberglass options on page 60
See page 61 for fiberglass texture and finishes options





AL55-CLR



Aluminum Series Standard

Adds an upscale and modern look to your facility

Designed for convention centers, suites in arenas and stadiums, hospitality/hotel venues, malls, and office parks

- Made with heavy gauge corrosion-resistant aluminum
- Available in two finishes, satin clear coat or silver vein
- Silver Vein has a speckled finish that is highly scratch resistant
- Satin finish is free from blemishes and spinning lines
- The two-piece design creates an overlap area and eliminates the visibility of plastic liners
- Comes standard with rigid plastic liner
- Hole openings measure 8.25" for the AL18's and 9" for the AL35 units



AL35-CLR



AL18-CLR



AL35-SVN



AL18-SVN

Item Number	Description	Capacity	Dimensions	Weight
AL18-SVN	Aluminum receptacle w/ plastic liner, silver vein finish	24 Gal.	15" x 30.5"	23lb.
AL18-CLR	Aluminum receptacle w/ plastic liner clear coat finish	24 Gal.	15" x 30.5"	23lb.
AL35-SVN	Aluminum receptacle w/ plastic liner, silver vein finish	35 Gal.	18" x 32"	33lb.
AL35-CLR	Aluminum receptacle w/ plastic liner clear coat finish	35 Gal.	18" x 32"	33lb.
AL55-CLR	Aluminum receptacle w/ plastic liner clear coat finish	45 Gal.	19.75" x 33.5"	36lb.

Colors

- Silver Vein
- Satin Clear Coat

Decorative Series Standard

Adds an upscale and modern look to your facility

Ideal for convention centers, suites in arenas and stadiums, malls, office complexes; virtually anywhere

- Stainless bottom band
- Silver Vein or Polished Metal finish
- Comes standard with rigid plastic liner
- 35 gallon capacity
- ADA compliant



35FTSPM



35FTSVN



15FLPT-SS



Flip Top Lid

Stainless Steel Flip Top

Witt's new easy to use flip top lid hides waste, providing an upscale look for any facility

Designed for suites in arenas and venues, office complexes, shopping malls, virtually anywhere high-end form and function are required

- Designed of heavy gauge stainless steel for rust-free performance
- Corrosion resistant
- Available in stainless steel finish
- Comes standard with galvanized liner
- ADA compliant

Item Number	Description	Capacity	Dimensions	Weight
35FT-SVN	Silver vein receptacle w/ plastic liner	35 Gal.	18" x 33"	28lb.
35FT-PM	Polished metal receptacle w/ plastic liner	35 Gal.	18" x 33"	28lb.
15FLPT-SS	Stainless steel receptacle w/ swing top lid	15 Gal.	15" x 29"	22.5lb.

Colors

- Stainless Steel
- Silver Vein
- Polished Metal



Celestial Series

The New Celestial Collection delivers a sleek, sophisticated option. Available in two colors and three sizes.

Designed for hospitality and hotel venues, suites in arenas and stadiums, class A office parks, as well as anywhere high-end style and functionality are required.

- Available in two finishes, stainless steel and black
- Receptacle with perforated holes
- Brushed stainless steel or powder coated
- Optional rigid liner available



CLHR12-BK



CL25-SS



CL40-BK

Indoor Monarch Series



BR24-SS



BK24-SS

Monarch Series

A touch of elegance to any decor

Perfect functional choice for airports, malls, auditoriums and universities.

- Four unique and stylish shapes to choose from
- Offered in high contrast black/chrome, black/brass, chrome/black and polished metal finish for ultimate versatility and selection
- 15DT and 415DT units come standard w/ pre-galvanized liner
- Rigid plastic liners available for 21HT, 36HT, - the 21R and 36R



21HT-22



21HT-11



36HT-11



36HT-22



415DT-44



415DT-PM



15DT-44



415DT-22

Item Number	Description	Capacity	Dimensions	Weight	Colors
CLHR12-SS	Stainless receptacle w/ perforated holes	12 Gal.	18" x 9" x 32"	26lb	<ul style="list-style-type: none"> ● Stainless Steel ● Black
CLHR12-BK	Black receptacle w/ perforated holes	12 Gal.	18" x 9" x 32"	26lb	
CL25-SS	Stainless receptacle w/ perforated holes	25 Gal.	15.5" x 15.5" x 30.5"	27lb	
CL25-BK	Black receptacle w/ perforated holes	25 Gal.	15.5" x 15.5" x 30.5"	27lb	
CL40-SS	Stainless receptacle w/ perforated holes	40 Gal.	18.75" x 18.75" x 30"	37lb	
CL40-BK	Black receptacle w/ perforated holes	40 Gal.	18.75" x 18.75" x 30"	37lb	

Item Number	Description	Capacity	Dimensions	Weight	Colors
15DT	Dome top receptacle w/ galvanized liner	15 Gal.	15" x 35"	22lb.	<ul style="list-style-type: none"> ● 22= Black w/ Chrome accents ● 11= Black w/ Brass accents ● 44= Chrome w/ Black accents ● PM= Polished metal ● BR24= Brass plated ● Bk24= Black plated
21HT	Push top hamper and top	21 Gal.	15" x 15" x 37"	27lb.	
36HT	Push top hamper and top	36 Gal.	19" x 19" x 37"	34lb.	
415DT	Dome top receptacle w/ galvanized liner	15 Gal.	15" x 35"	21lb.	
BK24SS	Two-piece black plated	24 Gal.	17.5" x 29.5"	22lb.	
BR24SS	Two-piece brass plated	24 Gal.	17.5" x 29.5"	22lb.	

Indoor Dome Top Series



★ **Best Seller** 415DTBK

Open Top Standard

A timeless classic waste receptacle that can fit any environment

Hotels, offices, malls, healthcare facilities and hospitals, restaurants and some of the world's leading coffee shops have trusted the Witt Open Top Standard receptacle for many years

- Features a strong USA-made steel shell with rolled under stainless steel bottom for superior floor protection
- Open top receptacle offers touch-less, sanitary waste disposal
- ADA and OSHA compliant, all models feature galvanized steel liners
- Available in multiple colors and finishes
- Available in 12, 15 and 20 gallon capacity



★ **Best Seller** 15DTBK

Push Top Standard

Witt's best-selling, standard Push Top Receptacle provides the ultimate high traffic/high use performance experience

A classic waste can fit for any environment from high traffic hospitality/healthcare entryways, office complexes, theaters, restaurants or restroom facilities

- Self closing door that effectively controls odor
- Made from USA-sourced pre-galvanized steel for sustainability and maximum performance
- Stainless steel bottom band provides extra floor protection
- ADA and OSHA compliant
- All models feature galvanized steel liners



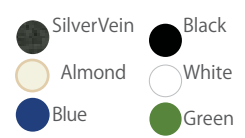
412DTBK* 415DTAL 415DTWH 415DTSVN 420DTBK*



12DTWH 15DTAL 15DTWH 15DTBL 15DTSGN 15DTSVN
*Black or White only

Item Number	Description	Capacity	Dimensions	Weight
412DTBK*	Black open top w/ galvanized liner	12 Gal.	15" x 29"	20lb.
415DT	Open top w/ galvanized liner	15 Gal.	15" x 35"	21lb.
420DTBK*	Open top w/ galvanized liner	20 Gal.	18" x 34"	35lb.


Colors



*Only available in black

Item Number	Description	Capacity	Dimensions	Weight
15DT	Push top, w/ galvanized liner	15 Gal.	15" x 35"	22lb.
12DT	Push top, w/ galvanized liner	12 Gal.	15" x 29"	20lb.

Colors





9HR-SS

Half Round Series

A designer focused family of receptacles to outfit your entire facility

Perfect for elevator lobby areas, hospitality venues, executive office environments, restaurants and other space conscious places

- Comes standard with flat back for tight, space-constrained locations
- An array of finishes including contemporary stainless steel and powder coat
- Crafted with durable steel
- Includes reusable recyclable plastic liner for maximum efficiency and durability



9HR-BK

The Half Round has a flat back

Item Number	Description	Capacity	Dimensions	Weight	Colors
9HR	Half-Round wall receptacle	9 Gal.	18" x 8.5" x 32"	17lb.	<ul style="list-style-type: none"> ● Black ● Stainless Steel



66SS

66BK

Waste Baskets Executive

Witt's line of executive waste baskets complement our other Witt stainless steel products and offer an exciting option for the executive, desk, or hotel room waste receptacle

Perfect for offices, hotel rooms, suites or anywhere you have a need for a stylish and upscale designer wastebasket

- Coordinates with other Witt stainless steel products
- Modern style delivers simple style for your unique space and design needs
- Made from recyclable USA-sourced steel



Item Number	Description	Capacity	Dimensions	Weight	Colors
66BK	Round wastebasket, black	4 Gal.	10.125" x 11.625"	2.6lb.	<ul style="list-style-type: none"> ● Stainless Steel ● Black
66SS	Round wastebasket, stainless steel	4 Gal.	10.125" x 11.625"	2.6lb.	



1511HT-WH

1411HT-AL

1311HT-SL

Waste Watchers Standard

Combines modern style with ultra utility

Perfect fit for educational and industrial venues and other high-traffic utilitarian areas such as casinos, lunch and break rooms

- Classic and functional style
- Protective rubber gasket protects walls or tight space areas
- Contained lid hides waste from view
- Available in three sizes and colors
- Optional heavy-duty plastic liner available
- ADA and OSHA compliant



Item Number	Description	Capacity	Dimensions	Weight	Colors
1311HT	Swing top lid and hamper	13 Gal.	13" x 13" x 29"	18lb.	<ul style="list-style-type: none"> ● Almond ● Slate ○ White
1411HT	Swing top lid and hamper	21 Gal.	15" x 15" x 38"	24lb.	
1511HT	Swing top lid and hamper	36 Gal.	19" x 19" x 39"	33lb.	

Waste Watchers Stainless Steel

Combines modern style with ultra utility



Great for high traffic venues such as casinos, hotels, office lobbies, healthcare or extended care facilities

- Choose from swing or push top lid options
- Made of 100% recyclable USA-sourced steel
- ADA and OSHA compliant
- Optional heavy duty plastic liner available
- Closed tops help control odor
- Classic yet functional style combined with sleek stainless steel design
- J hook assembly included for easy servicing of internal trash bag
- Available in multiple sizes for varied needs




Waste Baskets Standard

Our nation's schools and offices have trusted Witt's standard waste baskets for over 50 years, and we continue to be a trusted resource.


- Wastebaskets are available in round style and feature solid ribbed construction to stand up to heavy use
- Constructed from 100% galvalneel steel for maximum durability




Waste Watcher J Hook Installation Instructions



Step 1: Locate slot opening in corner



Step 2: Insert J hook through slit so "ears" are on the top of slit



Step 3: "J" portion of hook should point to center



Step 4: Secure bag over J hook



Waste Baskets Rectangular Modern

Witt's Rectangular Modern in Stainless Steel provides a high design contrast to our standard round wastebaskets

Perfect for hotels, casinos and office lobbies

- Available in stylish Stainless steel for signature style
- 70HTSS option includes drop top flip down lid to hide waste from view
- 70 model features rubber gasket around top opening to protect wall surfaces from scratching and allow for use in tight spaces



Item Number	Description	Capacity	Dimensions	Weight
13HTSS	Push top lid and hamper, stainless steel	13 Gal.	13" x 13" x 30"	20lb.
21HTSS	Push top lid and hamper, stainless steel	21 Gal.	15" x 15" x 37"	27lb.
36HTSS	Push top lid and hamper, stainless steel	36 Gal.	19" x 19" x 37"	34lb.
1311HTSS	Swing top lid and hamper, stainless steel	13 Gal.	13" x 13" x 29"	18lb.
1411HTSS	Swing top lid and hamper, stainless steel	21 Gal.	15" x 15" x 38"	24lb.
1511HTSS	Swing top lid and hamper, stainless steel	36 Gal.	19" x 19" x 39"	33lb.
13R	13 gallon black rigid plastic liner	13 Gal.	11" x 11" x 20"	3.5lb.
21R	21 gallon black rigid plastic liner	21 Gal.	13" x 13" x 27"	5lb.
36R	36 gallon black rigid plastic liner	36 Gal.	17" x 17" x 27"	7.5lb.

Colors

● Stainless Steel

Item Number	Description	Capacity	Dimensions	Weight
10	Tall round wastebasket	80 Qt.	16" x 29"	8.3lb.
5	Large round wastebasket	49.6 Qt.	16" x 18"	5.8lb.
70SS	Stainless steel rectangular wastebasket	22 Gal.	11" x 20" x 29"	18.5lb.
70HTSS	Stainless steel rectangular wastebasket with plastic top	22 Gal.	11" x 20" x 29"	19lb.

Colors

- Almond
 - Slate
 - Black
 - Stainless Steel
- *70 only



Office/Medical Step-on Receptacle

Provides ultimate sanitary disposal of biohazard materials for healthcare or extended care facilities

Ideal for healthcare or long term care facilities dealing with bio-hazardous material disposal

- Features hands-free, safe operation for germ/contamination control
- Compliant with the OSHA Standard for Bloodborne Pathogens
- Step on receptacles come complete with a galvanized steel liner
- Comes in two sizes and three color options

Office & Industrial Confidential Waste

Don't risk confidential information ending up in the wrong place

A smart choice for technology centers, financial institutions, healthcare organizations, executive areas, government facilities or wherever security is paramount

- Includes tumbler and two keys
- Slip resistant rubber feet for added stability
- Optional rigid plastic liner available for both units
- Minimums apply for stainless



28MSR



2240RD

2240SS

2240WH



2270WH

2270RD



SQ24RD



008LSS

008LAL

008LSL



Optional 36 gallon liner

36R

Item Number	Description	Capacity	Dimensions	Weight
2240	Step-on metal receptacle	4 Gal.	11" x 16"	9lb.
2270	Step-on receptacle, w/ galvanized liner	7 Gal.	11" x 21"	11lb.
SQ24	Square step-on receptacle	24 Gal.	15.5" x 15.5" x 30.5"	32lb.

Colors

White Red Stainless Steel

*2240 Only

Item Number	Description	Capacity	Dimensions	Weight
008L	Classic security receptacle with lock and key	36 Gal.	19" x 19" x 37"	40lb.
36R	36 gallon black plastic liner	36 Gal.	17" x 17" x 27"	7.5lb.
24MSR	Secure document container	24 Gal.	15" x 15" x 24"	24lb.
28MSR	Secure document container	28 Gal.	15" x 15" x 28"	27lb.
32MSR	Secure document container	32 Gal.	15" x 15" x 32"	31lb.

Colors

Charcoal Stainless Steel
Almond Slate

Indoor Recycling Series

★ Best Seller

GeoCube Recycling

Witt's best-selling, industry leading recycling system, the GeoCube Recycling Series, is perfect for separating waste and recyclables in public areas and encouraging environmentally responsible waste disposal



Smart, functional choice for any organization's recycling program including universities, office complexes, airports, malls and convention centers

- Space efficient receptacles for recycling
- Mix and match GeoCube for unique combinations
- Compact steel construction
- Available in four colors – blue, charcoal, scarlet red and slate
- New and improved bag holder to make servicing easy and quick
- Optional rigid liners available
- Each lid comes with one each of the following decals:
 - Round opening "Cans" and "Bottles"
 - Slot opening: "Paper" and "Recycle"
 - Square opening: "Waste" and "Recycle"
 - Combo opening "Recycle" (two each)
 - Optional "Plastic" and "Glass" available on request

New style bag holder




Lid Options



Item Number	Description	Capacity	Dimensions	Weight	Lids
24GC	GeoCube recycling unit	24 Gal.	15" x 15" x 24"	24lb.	01, 02, 03, 04
28GC	GeoCube recycling unit	28 Gal.	15" x 15" x 28"	27lb.	01, 02, 03, 04
32GC	GeoCube recycling unit	32 Gal.	15" x 15" x 32"	31lb.	01, 02, 03, 04
36GC	GeoCube recycling unit	36 Gal.	15" x 15" x 36"	34lb.	01, 02, 03, 04

Colors



Recycle Message Board Recycling

The Recycle Message Board is perfect for separating recyclables in public areas and encouraging environmentally responsible waste disposal while displaying a unique message or a logo



Perfect for universities, office complexes, airports, malls and convention centers that are environmentally conscious

- Optional Message Board to display signage
- Display your recycling options
- Available for use with 1, 2, or 3 GeoCubes
- Available for use with new Multi-stream unit
- Optional rigid liners available



Body decals sold separately



Multi-Stream Recycling Unit




This multifaceted receptacle is the perfect option for offering a variety of recycling options

Perfect for universities, office complexes, airports, malls and convention centers that are environmentally conscious

- Can be used for Trash and Recycling
- Comes with 2 plastic liners
- Optional Message Board Available
- Optional rigid liners available
- Includes Recycle and Waste decals

Item Number	Description	Dimensions	Weight	Lids
MB1-BK	Message Board for single stream	15" x 12.5"	3.3lb.	01, 02, 03, 04
MB2-BK	Message Board for dual stream	30" x 12.5"	6.6lb.	01, 02, 03, 04
MB3-BK	Message Board for triple stream	45" x 12.5"	10lb.	01, 02, 03, 04
DD36	Multi-stream recycling unit	30" x 15" x 36"	68lb.	03, 04
DD32	Multi-stream recycling unit	30" x 15" x 32"	62lb.	03, 04

Colors



Emoti-can Recycling

Great for companies seeking "Green" compliance by providing an aesthetically pleasing recycling container for small footprint areas

Perfect functional choice for airports, malls, auditoriums, break rooms universities, or as part of any organization's recycling program

- Servicing is easy with the lift off top
- Stainless steel metal bottom band provided for superior floor protection
- Comes in two diameter sizes – 15" and 18" and five different capacities with multiple configurations for maximum customization options
- Choose one opening with one liner, two openings with two liners or three openings with three liners
- 100% recycled plastic liners for single, dual or multi-stream recycling
- Available in three colors: black, blue and green
- Multiple label options available



15RTGN-1H

18RTBK-2H

15RTBL

Separate liner for each stream



Lid Options



one opening

two opening

three opening

Item Number	Description	Capacity	Dimensions	Weight
15RT	Three opening recycling unit, three plastic liners	15.5 Gal.	15" x 32"	25.5lb.
15RT-1H	One opening recycling unit, single plastic liner	15 Gal.	15" x 32"	24lb.
18RT	Three opening recycling unit, three plastic liners	28 Gal.	18" x 33"	36.5lb.
18RT-1H	One opening recycling unit, single plastic liner	24 Gal.	18" x 33"	28lb.
18RT-2H	Two opening recycling unit, two plastic liners	24 Gal.	18" x 33"	28lb.

Colors

- Blue
- Black
- Green



10/1STDB

10/1DTDB

10/1CTDB



10/1STBK

10/1DTBK

10/1CTBK

Lid Options



Combo Top

Round Top

Slotted Top

Wastebasket Recycling

USA recycled steel receptacles offer space efficient options for compact recycling in public areas

Perfect for functional choice for airports, malls, auditoriums, universities, or as part of any organization's recycling program

- Attractive, functional choice for auditoriums, venues, schools, office parks, healthcare complexes, and universities
- Recycle decal included with each unit
- Three lid options include round hole, slot and dual stream hole/slot



Dome Top Recycling

Our best-selling dome top design with the added benefit of doing something good for the environment

A classic recycling receptacle fit for any environment or high traffic area

- Features the same solid steel construction featured in our best-selling Witt Dome Top waste receptacle line
- Polished metal trim on top opening for long-lasting durability
- Stainless steel bottom band offers ultimate floor protection for years to come
- Open top receptacle offers hands-free sanitary recycling disposal
- ADA and OSHA compliant
- All models feature 100% recyclable galvanized steel liners
- Recycle decal included
- 3 color options: green, blue, black



415DTGN-R

415DTBL-R

415DTBK-R

Item Number	Description	Capacity	Dimensions	Weight
10/1ST	Tall round recycling wastebasket & slotted top	20 Gal.	16" x 30"	15.3lb.
10/1DT	Tall round recycling wastebasket & round top	20 Gal.	16" x 30"	15.3lb.
10/1CT	Tall round recycling wastebasket & combination top	20 Gal.	16" x 30"	15.3lb.
415DT-R	Open top, w/ galvanized liner	15 Gal.	15" x 35"	21lb.

Colors

- Blue
- Black
- Green



415DT-PM-R

Dometop Polished Metal Recycling

Featuring our durable and attractive polished metal 100% USA recyclable steel body construction with attention-grabbing recycling lids to promote environmentally responsible behavior

Perfect choice for airports, malls, universities or as part of any organization's recycling program

- Features our strong steel shell body
- Polished metal trim on top and base for style and durability
- Open-top receptacle offers touch-less, sanitary recycling and waste disposal
- ADA and OSHA compliant, featuring 100% recyclable galvanized steel liners
- Recycle decal included



Fiberglass Recycling

Designed to withstand the daily rigors of food courts and heavy use recycling needs while providing easy servicing with our lift-off top

Ideally suited for schools, cafeterias, large facilities, and shopping center food court applications

- Individual or combination containers make it easy to recycle
- Great for companies seeking "Green" compliance
- Includes durable recycling labels
- Available in all standard fiberglass colors
- Includes rigid plastic liner for each opening
- Available in 16, 18 and 44 gallon capacity



11R-1831P

11R-1630C



11R-481631



AL18-CLR-R

AL35-CLR-R

Aluminum Recycling

An elegant solution for your indoor recycling needs

Ideal for convention centers, suites in arenas and venues, office complexes, hospitality, malls and other high end, high traffic areas

- Designed of heavy gauge aluminum
- Corrosion resistant design
- Available in satin clear coat finish that is free from blemishes and spinning lines
- Two piece design creates an overlap area and eliminates the visibility of plastic liners
- Comes standard with rigid plastic liner
- Hole openings measure 8.25" for the AL18's and 9" for the AL35 units
- Recycle decal included for easy application

Item Number	Description	Capacity	Dimensions	Weight
415DT-PM-R	Polished metal recycling open top, w/ galvanized liner	15 Gal.	15" x 35"	21lb.
415DT-44-R	Polished metal w/ painted dome top and recycle band	15 Gal.	15" x 35"	21lb.
AL18-CLR-R	Aluminum recycling receptacle w/ plastic liner	24 Gal.	15" x 30.5"	23lb.
AL35-CLR-R	Aluminum recycling receptacle w/ plastic liner	35 Gal.	18" x 32"	35lb.

Colors

- Satin
- Clear Coat

Item Number	Description	Capacity	Dimensions	Weight
11R-1630C	Can recycling container w/ plastic liner	16 Gal.	16" x 30"	27lb.
11R-1630G	Glass recycling container w/ plastic liner	16 Gal.	16" x 30"	27lb.
11R-1630P	Paper recycling container w/ plastic liner	16 Gal.	16" x 30"	27lb.
11R-1831C	Can recycling container w/ plastic liner	18 Gal.	18" x 31"	36lb.
11R-1831G	Glass recycling container w/ plastic liner	18 Gal.	18" x 31"	36lb.
11R-1831P	Paper recycling container w/ plastic liner	18 Gal.	18" x 31"	36lb.
11R-481631	Can recycling container w/ four 11 gal. plastic liner	44 Gal.	48" x 16" x 31"	79lb.

Colors



Custom color match available
Two color option for: (11R-481631 & 11R-1831 units only)





11RR-121631(1-opening)



11RR-241631(2-opening)



11RR-361631(3-opening)



11RR-481631(4-opening)

Fiberglass Recycling

Designed to withstand the daily rigors of food courts and heavy use recycling needs

Ideally suited for schools, cafeterias, large facilities, airports and shopping center food court applications

- Durable fiberglass construction will last for years
- Customizable top allows you to choose the openings you need — one, two, three or four hole
- Available in a wide range of colors including all standard fiberglass colors shown on page 60
- Great for companies seeking “Green” compliance
- Includes durable recycling labels
- Includes rigid plastic liner for each opening
- Available in 11, 22, 33 and 44 gallon capacity
- Opening sizes available: 4” round, 5.5” round 9.5” round and 11 x2 slot



Indoor & Outdoor Fiberglass



7C-1836T-ANG

Fiberglass Ashton Receptacle

Due to the popularity of the Ashton receptacle line, Witt is now offering the Ashton receptacle with Angled Lid option

Ideal for entertainment and office venues, healthcare facilities, and cinemas – This open top entry trash receptacle is available in a variety of sizes

- Two piece construction, lid is easily removed for easy access to liner
- Angle lid for architectural look and feel
- Available in all finishes
- Available in 25, 27 and 60 gallon capacity



1BUL-2436T

*This receptacle is shown here in our new Metallic Brown applied two-stage coating with a matte clear coat finish

Fiberglass Buloxi Receptacle

This three-sided receptacle is designed with round edges and provides a geometric, unique look and feel

Ideal for entertainment and office venues, shopping malls, hotels, healthcare facilities and cinemas

- Features a removable ring which provides easy access to the included liner
- Available as a trash only, combination trash/ash, or a recycling container option
- The Buloxi is available in any standard color or finish including our textured, smooth or metallic finishes.
- Matching planters are available
- Includes comparable 36 gallon liner



Item Number	Description	Capacity	Dimensions	Weight
11RR-121631	One opening recycling unit w/ plastic liner	11 Gal.	12" x 16" x 31"	27lb.
11RR-241631	Two opening recycling unit w/ plastic liner	22 Gal.	24" x 16" x 31"	45lb.
11RR-361631	Three opening recycling unit w/ plastic liner	33 Gal.	36" x 16" x 31"	63lb.
11RR-481631	Four opening recycling unit w/ plastic liner	44 Gal.	48" x 16" x 31"	79lb.

Colors



Single and two color option
3D color options & Custom color match available

Item Number	Description	Capacity	Dimensions	Weight
7C-1836T-ANG	Lobby receptacle with angled removable lid and liner	25 Gal.	18" x 36"	28lb.
7C-2039T-ANG	Lobby receptacle with angled removable lid and liner	27 Gal.	20" x 39"	36lb.
7C-2441T-ANG	Lobby receptacle with angled removable lid and liner	60 Gal.	24" x 41"	44lb.
1BUL-2436T	Trash receptacle w/ plastic liner	36 Gal.	24" x 36"	45lb.
1BUL-2436TA	Trash receptacle trash/ash w/ plastic liner	36 Gal.	24" x 36"	45lb.
1BUL-2436R	Recycling receptacle trash/ash w/ symbol, & plastic liner	36 Gal.	24" x 36"	45lb.

Colors



See page 61 for fiberglass texture and finishes options





7MAT-2434T

Fiberglass Mateo Receptacle

This receptacle has a tapered body with a unique sloped top opening providing a modern European look and feel

Ideal for entertainment and office venues, healthcare facilities, and cinemas
 – This open top entry trash receptacle is available in a variety of sizes

- Comes with a removable ring for easy servicing and an included liner
- Available in all colors and also available in textured, smooth or metallic
- Available in trash, trash/ash and recycling options
- Matching planters are available
- Includes 30 gallon liner
- If interested in ordering recycling version, please specify to customer service upon ordering



7STL-2631TA



7STL-2631T

Fiberglass St. Louis Receptacle

Streamlined design including straight sides and a flat base for a unique geometric look and feel

Designed for shopping malls, entertainment and office venues, hotels, healthcare facilities and cinemas

- Easy-to-remove top that provides access to the included 47-gallon liner
- Available in trash only, combination ash/trash, or as side load with Hide-A-Butt™ lid
- Available in a variety of colors



1M-1524T

Fiberglass Monarck Receptacle

The Monarck Receptacle features gently tapered sides providing a contemporary look and feel

Ideal for entertainment and office venues, healthcare facilities, and cinemas
 – This open top entry trash receptacle is available in a variety of sizes

- Features a removable metal square ring that complements the can with an elegant look and provides easy servicing options
- Available in trash, trash/ash and recycling versions with top entry
- Comes with liner
- Available in all finishes and colors
- Available in 22, 24, 30, 32, 36 and 42 gallon capacities



*This receptacle is shown here in our new metallic Bronze applied two-stage coating with a semi-gloss clear coat finish for the body



11STL-521831R

11STL-261831R

11STL-391831R

Fiberglass St. Louis Recycler

Straight edged, flat topped, rectangular recycling receptacle available in one, two, three or four stream versions

Ideal for entertainment and office venues, healthcare facilities, and cinemas
 – This open top entry trash receptacle is available in a variety of sizes

- Can be customized for stream types, sizes of openings and the recycling logo style and color
- Includes a removable liner for easy servicing
- Available in a variety of colors



Item Number	Description	Capacity	Dimensions	Weight
7MAT-2434T	Round receptacle, w/ sloped opening & plastic liner	30 Gal.	24" x 36"	62lb.
7MAT-2434TA	Round ash 'n trash receptacle, w/ sloped opening & plastic liner	30 Gal.	24" x 36"	62lb.
7MAT-2434R	Round recycling receptacle, w/ recycling symbol, sloped opening & plastic liner	30 Gal.	24" x 36"	62lb.
1M-1524T	Square receptacle w/ square opening	24 Gal.	15" x 24"	15lb.
1M-1524TA	Square receptacle, ash 'n trash w/ square opening	24 Gal.	15" x 24"	15lb.
1M-2322T	Square receptacle w/ square opening	24 Gal.	23" x 22"	15lb.
1M-2322TA	Square receptacle, ash 'n trash w/ square opening	22 Gal.	23" x 22"	15lb.
1M-1930T	Square receptacle w/ square opening	30 Gal.	19" x 30"	30lb.
1M-1930TA	Square receptacle, ash 'n trash w/ square opening	30 Gal.	19" x 30"	30lb.
1M-1932T	Square receptacle w/ square opening	32 Gal.	19" x 32"	30lb.
1M-1932TA	Square receptacle, ash 'n trash w/ square opening	32 Gal.	19" x 32"	30lb.
1M-2436T	Square receptacle w/ square opening	36 Gal.	24" x 36"	35lb.
1M-2436TA	Square receptacle, ash 'n trash w/ square opening	36 Gal.	24" x 36"	35lb.
1M-2442T	Square receptacle w/ square opening	42 Gal.	24" x 42"	40lb.
1M-2442TA	Square receptacle, ash 'n trash w/ square opening	42 Gal.	24" x 42"	40lb.

Colors



See page 61 for fiberglass texture and finishes options

Item Number	Description	Capacity	Dimensions	Weight
7STL-2631T	Trash receptacle	47 Gal.	26" x 31"	41lb.
7STL-2631TA	Trash receptacle with ash option	47 Gal.	26" x 31"	41lb.
11STL-1230R	Single stream recycling unit w/ plastic liner	17 Gal.	12" x 30"	40lb.
11STL-2030R	Dual stream co-mingle recycling unit	21 Gal.	20" x 30"	50lb.
11STL-261831R	Two stream recycling unit	34 Gal.	26" x 18" x 31"	45lb.
11STL-391831R	Three stream recycling unit	51 Gal.	39" x 18" x 31"	67lb.
11STL-521831R	Four stream recycling unit	68 Gal.	52" x 18" x 31"	84lb.

Colors



See page 61 for fiberglass texture and finishes options



7S-2044-HAB

Fiberglass Pahokee Receptacle

A popular, age-old design that features a traditional square format with accent lines which run around the entire unit

Ideal for entertainment and office venues, healthcare facilities, and cinemas
– This side-open entry trash receptacle is available in a variety of sizes

- Available with a flat top or the trademarked Hide-A-Butt™ lid which hides unsightly ash waste
- Available as a trash only, combination trash/ash
- Has a removable top which provides access to the included 40-gallon liner
- Available in a variety of finishes and has a matching planter also available



1PH-2636T

Fiberglass Phoenix-Half-Round

A flat back wall receptacle that is popular for placement against walls or between elevator bays

Ideal for entertainment and office venues, healthcare facilities, and cinemas
– This open top entry trash receptacle is available in a variety of sizes

- Has a removable top for easy servicing
- Provides access to the included liner
- Available as trash only or ash/trash combination
- Available in a variety of finishes and has a matching planter available



Fiberglass Round

Constructed of durable fiberglass

Perfect for hotel lobbies, executive offices, malls, theaters, restaurants or coffee shops

- One piece constructed units available for a sleek, smooth design
- Two piece units offer a removable top for easy servicing by maintenance staff
- Optional edge strip protects top from damage
- Rigid plastic liner supplied with all units



77S-2040FC

77C-2347FC

Convenient access door for easy service
77S-2444FC

★ **Best Seller**

Fiberglass Square Food Court

Designed to withstand the daily rigors of food courts

Ideal for shopping malls, schools, colleges, and industry cafeterias

- Molded tops accommodate baskets and trays up to 20" square
- Push doors offer increased environmental protection
- Plastic liner included with each unit
- Optional edge protection available
- 45 gallon receptacle comes standard with a side door



7S-2040T

7S-2444T

Convenient access door for easy service
7S-2444TAD

★ **Best Seller**



Fiberglass Square

A designer focused family of receptacles to outfit your entire facility

Ideal for shopping malls, schools, colleges, and industry cafeterias

- Added capacity for high-volume traffic areas
- Push doors available as an upgrade
- 45 gallon units come standard with side entry door
- 30 gallon units feature a removable top for servicing
- Plastic liner included with all units


Item Number	Description	Capacity	Dimensions	Weight
7C-1623T	Top entry receptacle & liner	16 Gal.	16" x 23"	24lb.
7C-1630TD	Top entry receptacle w/push door & liner	21 Gal.	16" x 30"	27lb.
7C-1630T	Top entry receptacle & liner	21 Gal.	16" x 30"	27lb.
7C-1830TD	Top entry receptacle w/push door & liner	21 Gal.	18" x 30"	27lb.
7C-1830T	Top entry receptacle & liner	21 Gal.	18" x 30"	27lb.
7C-1831T	Top entry receptacle & liner	18 Gal.	18" x 31"	31lb.
7C-2032T	Top entry receptacle & liner	27 Gal.	20" x 32"	33lb.
7C-2034T	Top entry receptacle & liner	27 Gal.	20" x 34"	34lb.
7C-2436T	Top entry receptacle & liner	60 Gal.	24" x 36"	42lb.
7S-2044-HAB	Trash/Ash receptacle	40 Gal.	20" x 44"	83lb.
7S-2044-T	Trash receptacle	40 Gal.	20" x 40"	83lb.
7PH-1830	Half-round wall receptacle	20 Gal.	18" x 30"	35lb.
7PH-2032	Half-round wall receptacle	20 Gal.	20" x 30"	35lb.
7PH-2432	Half-round wall receptacle	20 Gal.	24" x 32"	35lb.
7PH-2636T	Half-round wall receptacle	20 Gal.	26" x 36"	39lb.

Colors



See page 61 for fiberglass texture and finishes options

Colors



See page 61 for fiberglass texture and finishes options

Item Number	Description	Capacity	Dimensions	Weight
77S-2040FC	Food court receptacle w/ plastic liner	30 Gal.	20" x 40"	42lb.
77S-2040FCD	Food court receptacle w/ push door & plastic liner	30 Gal.	20" x 40"	42lb.
77S-2444FC	Food court receptacle w/ service door & plastic liner	45 Gal.	24" x 44"	85lb.
77S-2444FCD	Food court receptacle w/ service door access, push door trash opening, & plastic liner	45 Gal.	24" x 44"	85lb.
77C-2347FC	Food court receptacle w/ plastic liner	45 Gal.	23" x 47"	60lb.
7S-2040T	Receptacle w/ plastic liner	30 Gal.	20" x 40"	64lb.
7S-2040TD	Receptacle w/ doors and plastic liner	30 Gal.	20" x 40"	66lb.
7S-2040TA	Ash 'n trash receptacle w/ plastic liner	30 Gal.	20" x 40"	64lb.
7S-2040TAD	Ash 'n trash receptacle w/ push doors & plastic liner	30 Gal.	20" x 40"	66lb.
7S-2444T	Receptacle w/ side door service access & plastic liner	45 Gal.	24" x 44"	82lb.
7S-2444TA	Ash 'n trash receptacle w/ side door service access & plastic liner	45 Gal.	24" x 44"	82lb.
7S-2444TAD	Ash 'n trash receptacle w/ side door service access, push door trash opening, & plastic liner	45 Gal.	24" x 44"	84lb.



Fiberglass Round-Side Entry

Constructed of durable fiberglass

Perfect for hotel lobbies, executive offices, malls, theaters, restaurants or coffee shops

- Constructed from durable fiberglass for long lasting use
- Perfect for high traffic areas such as cafeterias, multi-purpose facilities and food service areas
- Available in any fiberglass color option shown on page 60



Best Seller



Fiberglass Square

Contemporary square design for a modern flair

Ideal for hotel lobbies, executive offices, malls, theaters, restaurants and cafeterias

- Ideal for when you need to mix and match your receptacles
- Optional edge strip available for protection during service
- Plastic liner included with all units
- Tops lift off for easy servicing
- Available in any fiberglass color option shown on page 60



Item Number	Description	Capacity	Dimensions	Weight
7C-1838T2A	Two side entry ash 'n trash receptacle w/ plastic liner	25 Gal.	18" x 38"	29lb.
7C-1838T2	Two side entry receptacle w/ plastic liner	25 Gal.	18" x 38"	29lb.
7C-1838T	Side entry receptacle w/ plastic liner	25 Gal.	18" x 38"	29lb.
7C-2040T	Receptacle w/ plastic liner	27 Gal.	20" x 40"	35lb.
7S-2032T	Receptacle w/ plastic liner	25 Gal.	20" x 32"	40lb.
7S-2136T	Receptacle w/ plastic liner	30 Gal.	21" x 36"	45lb.
7S-1838T2	Two side entry receptacle w/ plastic liner	25 Gal.	18" x 38"	41lb.
7S-1838T2A	Ash 'n trash receptacle w/ plastic liner	25 Gal.	18" x 38"	41lb.
7S-2032T2A	Two side entry ash 'n trash receptacle w/ plastic liner	27 Gal.	20" x 32"	39lb.

Colors



See page 61 for fiberglass texture and finishes options



Item Number	Description	Capacity	Dimensions	Weight
RLC-1424HAB	Ash urn hide-a-butt round	N/A	14" x 28"	40lb.
RLC-2034T	Trash top load round, w/ plastic liner	27 Gal.	20" x 34"	54lb.
RLC-2038THAB	Side load hide-a-butt round, w/ plastic liner	27 Gal.	20" x 38"	61lb.
RLC-2636AT	Ash/trash top load round, w/ plastic liner	60 Gal.	26" x 36"	69lb.
RLC-2636T	Trash top load round, w/ plastic liner	60 Gal.	26" x 36"	69lb.
RLC-2641S	Trash side load round, w/ plastic liner	60 Gal.	26" x 41"	69lb.
RLC-2641SHAB	Trash side load hide-a-butt round, w/ plastic liner	60 Gal.	26" x 41"	82lb.
SLC-1424HAB	Ash urn hide a butt square, w/ plastic liner	N/A	14" x 14" x 24"	46lb.
SLC-2436AT	Ash/trash top load square, w/ plastic liner	47 Gal.	24" x 24" x 36"	90lb.
SLC-2436T	Trash top load square, w/ plastic liner	47 Gal.	24" x 24" x 36"	90lb.
SLC-2740STD	Trash side load access door square, w/ plastic liner	47 Gal.	26" x 26" x 41"	104lb.
SLC-2744STDHAB	Trash side load access door hide-a-butt square, w/ plastic liner	47 Gal.	26" x 26" x 41"	105lb.

Colors



Or any color from Fiberglass color options on page 60

Outdoor Poly-Lite Crete Series

A lightweight and durable alternative to concrete receptacles

Perfect for retail shopping centers, apartment or multi-unit housing exteriors, universities, parks, and city streets

- 70% lighter than comparable concrete products
- Reduced shipping costs and less in-transit damage
- Hide-A-Butt top keeps cigarette butts out of sight
- 100% recycled content ABS liner supplied with all Poly-Lite Crete Receptacles
- Available in round and square shape for maximum selection
- Available in white, gray or sand stone finish or choose from any color combination of our fiberglass color options
- Units are non-cancelable and non-returnable due to the highly customized nature of the item



WITT Industries Accessories & Specifications



SC55DT



SC55FT-LOC



SC55HT



SC55HT-RSS



SC55HT-RHS



SC55FT-RHS



SC35FT



SC20FT-RC



SC20FT-RP



SC20FT



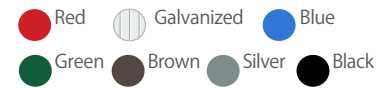
SC10FT

Item Number	Description	Dimensions	Weight
SC55DT	Dome top for 55 gallon unit	ID = 24.75"	7lb.
SC55FT-LOC	Snap-on flat top for 55 gallon unit	ID = 24.75"	4lb.
SC55HT	Hood top for 55 gallon unit	ID = 24.75"	7lb.
SC55HT-RHH	Hood top for 55 gallon recycling unit Hole/hole openings	ID = 24.75"	7lb.
SC55HT-RSS	Hood top for 55 gallon recycling unit Slot/slot openings	ID = 24.75"	7lb.
SC55HT-RHS	Hood top for 55 gallon recycling unit Hole/slot openings	ID = 24.75"	7lb.
SC55FT-RHS	Flat top for 55 gallon recycling unit Hole/slot openings	ID = 24.75"	4lb.
SC35FT	Flat top for 35 gallon unit	ID = 19.75"	4lb.
SC35HT	Hood top for 35 gallon unit	ID = 19.75"	4lb.
SC35DT	Dome top for 35 gallon unit	ID = 19.75"	6lb.
SC35HT-RHH	Hood top for 35 gallon recycling unit Hole/hole openings	ID = 19.75"	4lb.
SC35HT-RSS	Hood top for 35 gallon recycling unit Slot/slot openings	ID = 19.75"	4lb.
SC35HT-RHS	Hood top for 35 gallon recycling unit Hole/slot openings	ID = 19.75"	4lb.
SC35FT-R1H	Flat top for 35 gallon recycling unit Single hole opening	ID = 19.75"	4lb.
SC35FT-RHH	Flat top for 35 gallon recycling unit Hole/hole openings	ID = 19.75"	4lb.
SC35FT-RHS	Flat top for 35 gallon recycling unit Hole/slot openings	ID = 19.75"	4lb.
SC20FT	Flat top for 20 gallon unit	ID = 16.31"	3lb.
SC20FT-RC	Single hole flat top for 20 gallon unit	ID = 16.31"	3lb.
SC20FT-RP	Single slot flat top for 20 gallon unit	ID = 16.31"	3lb.
SC10FT	Flat top for 10 gallon unit	ID = 12.75"	2lb.

Colors



5555 - Dome Top Lid



3434G Dome Top Lid



FT256G Galvanized Flat Top Lid



FT2555P Painted Flat Top Lid




Four Wheel Dolly DD200




SWT55 Swing Top Lid



Ash Top Lid
M2401-ATL
M301-ATL



Flat Top Lid
M2401-FTL
M301-FTL



Rain Cap Lid
M2401-FTL
M301-FTL



Item Number	Description	Dimensions	Weight	Color
5555	Painted or galvanized dome top	ID = 23.75"	11lb.	BK,GN,DB,BN,G
3434G	Galvanized dome top or 32 gallon unit	ID = 21.25"	11lb.	G
FT256G	Galvanized flat top	ID = 23.75"	7.5lb.	G
FT255P	Painted flat top	ID = 23.75"	6lb.	GN
DD-200	Galvanized four wheel can dolly	ID = 24"	15lb.	G
SWT55	Painted swing top	ID = 23.75"	11lb.	GN,BK
WC2400-FTL	Flat top lid	ID = 21.5"	5lb.	GN,BN,BK,SLV
M2401-ATL	Ash urn lid	ID = 18.75"	5lb.	GN,BN,BK,SLV
M2401-DTL	Dome top lid	ID = 18.75"	5lb.	GN,BN,BK,SLV
M2401-FTL	Flat top lid	ID = 18.75"	3lb.	GN,BN,BK,SLV
M2401-RCL	Rain cap lid	ID = 18.75"	6lb.	GN,BN,BK,SLV
M3601-ATL	Ash urn lid	ID = 23.75"	7lb.	GN,BN,BK,SLV
M3601-DTL	Dome top lid	ID = 23.75"	9lb.	GN,BN,BK,SLV
M3601-FTL	Flat top lid	ID = 23.75"	5lb.	GN,BN,BK,SLV
M3601-RCL	Rain cap lid	ID = 23.75"	7lb.	GN,BN,BK,SLV



Square Rigid Liners



36R

21R

13R

Round Rigid Liners



55LBK

35LBK

20LBK

SC10LBK

Round Liners



SMB36L

SMB24L

SMB32L



Anchor Kit
Anchor Kit for
Outdoor Units



Lid Retainer kit
Lid Retainer Kit
for Outdoor Units



P2000T

*Dome top Liners and 40LBK not shown. Liner variance/tolerance is plus or negative .5".

Outdoor Recycling Decals



LABEL 16



LABEL 17



LABEL 18



LABEL 19



LABEL 20



LABEL 21



LABEL 22



LABEL 23



LABEL 24



LABEL 25

Item Number	Description	Capacity	Dimensions	Weight
13R	Rigid plastic liner	13 Gal.	11.5" x 11.5" x 20.25"	3.5lb.
21R	Rigid plastic liner	21 Gal.	13.25" x 13.25" x 27.25"	5lb.
36R	Rigid plastic liner	36 Gal.	17" x 17" x 27"	7.5lb.
SC10LBK	Rigid plastic liner	10 Gal.	12" x 25"	4lb.
20LBK	Rigid plastic liner	20 Gal.	16" x 29.75"	5lb.
35LBK	Rigid plastic liner	35 Gal.	18.5" x 32.5"	8lb.
55LBK	Rigid plastic liner	55 Gal.	24" x 33.5"	13lb.
40LBK	*Rigid plastic liner	40 Gal.	22.75" x 28"	8lb.
ANCHORKIT	Anchor kit for outdoor units	N/A	N/A	N/A
LIDKIT	Lid retainer kit for outdoor units	N/A	N/A	N/A
SMB24L	Rigid plastic liner	24 Gal.	14.57" x 29"	5lb.
SMB32L	Rigid plastic liner	32 Gal.	20" x 26"	9lb.
SMB36L	Rigid plastic liner	36 Gal.	20" x 29.5"	10lb.
12DTL	*Galvanized dome top liner only	12 Gal.	14" x 22"	5lb.
15DTL	*Galvanized dome top liner only	15 Gal.	14" x 27"	6.2lb.
20DTL	*Galvanized dome top liner only	20 Gal.	17.5" x 23"	8lb.
P2000T	Ash pan only for stadium series SCAT	N/A	10" x 3"	2.5lb.

Colors



Black

Item Number	Description	Size
LABEL 16	Bottles & Cans	1.5" x 15.5"
LABEL 17	Recycle	1.5" x 15.5"
LABEL 18	Plastic	1.5" x 15.5"
LABEL 19	Aluminum	1.5" x 15.5"
LABEL 20	Bottles Only	1.5" x 15.5"
LABEL 21	Cans Only	1.5" x 15.5"
LABEL 22	Newspaper	1.5" x 15.5"
LABEL 23	Paper Only	1.5" x 15.5"
LABEL 24	Waste Only	1.5" x 15.5"
LABEL 25	Glass Only	1.5" x 15.5"

Indoor Recycling Decals



LABEL55RWH



LABEL55RBK

CANS ONLY

PDE-10

PAPER ONLY

PDE-12

RECYCLABLES

PDE-13

BOTTLES

GEO-BO

CANS

GEO-CA

GLASS

GEO-GL

PAPER

GEO-PA

PLASTIC

GEO-PL

RECYCLE

GEO-RE

WASTE

GEO-WA



Item Number	Description	Size
LABEL55RWH	Decal, Universal recycle symbol with word recycle, white	5.5" dia
LABEL55RBK	Decal, Universal recycle symbol with word recycle, black	5.5" dia
GEO-BO	Decal, white, BOTTLES	13.5" x 1.75"
GEO-CA	Decal, white, CANS	13.5" x 1.75"
GEO-GL	Decal, white, GLASS	13.5" x 1.75"
GEO-PA	Decal, white, PAPER	13.5" x 1.75"
GEO-PL	Decal, white, PLASTIC	13.5" x 1.75"
GEO-RE	Decal, white, RECYCLE	13.5" x 1.75"
GEO-WA	Decal, white, WASTE	13.5" x 1.75"
PDE-10	Decal, white, CANS ONLY	7.25" x 1"
PDE-12	Decal, white, PAPER ONLY	7.25" x 1"
PDE-13	Decal, white, RECYCLABLES	7.25" x 1"

Outdoor & Stadium Color Options

*SP = Special colors that require longer lead times.

*Color may appear differently than what is actually used in the manufacturing of our products due to printing restrictions.

Indoor Color Options

*Color may appear differently than what is actually used in the manufacturing of our products due to printing restrictions.


Fiberglass Color Options



*Color may appear differently than what is actually used in the manufacturing of our products due to printing restrictions



Fiberglass Texture and Finishes Options



*Color may appear differently than what is actually used in the manufacturing of our products due to printing restrictions





Contact

We are interested in your feedback!
Have a question, comment, historical picture or just want
to tell us what a great job we are doing? Contact us via:

Address: 4600 N. Mason-Montgomery RD.
Mason, OH 45040

Phone: 800.543.7417

Fax: 877.891.8200

Email: sales@witt.com

Website: www.witt.com

Notes

Series of horizontal lines for taking notes.





Witt Industries is proud to present our latest products!

Witt has a proud history of more than 125 years in the waste and recycling receptacle industry, with outdoor benches and other accessories available as well



This Witt catalog was provided by:



**WITT
INDUSTRIES**

4600 N. Mason-Montgomery Rd. | Mason, OH 45040
1.800.543.7417 | Fax: 877.891.8200 | sales@witt.com

www.witt.com



sales@witt.com

www.witt.com