



STAINLESS STEEL  
**WORK TABLES**  
**SPEC-LINE Series - Flat Top - UNDERSHELF Style**



**Item #:** \_\_\_\_\_ **Qty #:** \_\_\_\_\_  
**Model #:** \_\_\_\_\_  
**Project #:** \_\_\_\_\_

**FEATURES:**

Top is furnished with a 2" x 1" square die embossed NO-DRIP countertop edge with a 1/2" return on 4 sides.

To reinforce and maintain a level working surface, 24" wide tables are supplied with TWO hat channels and 30" and 36" wide tables are supplied with THREE hat channels.

Pre-engineered welded angle adapters insure ease of future drawer installation.

Aluminum die cast "leg-to-shelf" clamp secures shelf to leg eliminating unsightly nuts & bolts. Undershelf is adjustable.

**CONSTRUCTION:**

All TIG welded. Exposed weld areas polished to match adjacent surfaces.

Entire top mechanically polished to a satin finish. Countertop edge polished to a MIRROR finish.

Top is sound deadened.

Roll formed embossed galvanized hat channels are secured to top by means of structural adhesive and weld studs.

Gussets welded to support hat sections.



No-Drip **DIE FORMED** EDGE offers the Ultimate in Design & Function.



Featuring as Standard: **"THE PROVEN"** ORIGINAL ADVANCE TABCO **Adjustable Undershelf with Die Cast Leg Clamp**

**MATERIAL:**

**VSS-SERIES: Stainless Steel Legs & Undershelf**

**TOP:** 14 gauge stainless steel type "304" series.

**SHELF:** 18 gauge stainless steel.

**LEGS:** 1 5/8" diameter tubular, 16 gauge stainless steel type "304" series.

1" adjustable **stainless steel** bullet feet.  
 Stainless steel gussets.

**VLG-SERIES: Galvanized Legs & Undershelf**

**TOP:** 14 gauge stainless steel type "304" series.

**SHELF:** 18 gauge galvanized steel.

**LEGS:** 1 5/8" diameter tubular galvanized steel.

1" adjustable plastic bullet feet.  
 Galvanized steel gussets.

**VSS-Series:**  
**Stainless Steel Legs & Undershelf**

L	24" Wide	30" Wide	36" Wide
30"	VSS-240	VSS-300	
24"	VSS-242	VSS-302	
36"	VSS-243	VSS-303	VSS-363
48"	VSS-244	VSS-304	VSS-364
60"	VSS-245	VSS-305	VSS-365
72"	VSS-246	VSS-306	VSS-366
84"	VSS-247	VSS-307	VSS-367
96"	VSS-248	VSS-308	VSS-368
108"	VSS-249	VSS-309	VSS-369
120"	VSS-2410	VSS-3010	VSS-3610
132"	VSS-2411	VSS-3011	VSS-3611
144"	VSS-2412	VSS-3012	VSS-3612



**VLG-Series:**  
**Galvanized Steel Legs & Undershelf**

L	24" Wide	30" Wide	36" Wide
30"	VLG-240	VLG-300	
24"	VLG-242	VLG-302	
36"	VLG-243	VLG-303	VLG-363
48"	VLG-244	VLG-304	VLG-364
60"	VLG-245	VLG-305	VLG-365
72"	VLG-246	VLG-306	VLG-366
84"	VLG-247	VLG-307	VLG-367
96"	VLG-248	VLG-308	VLG-368
108"	VLG-249	VLG-309	VLG-369
120"	VLG-2410	VLG-3010	VLG-3610
132"	VLG-2411	VLG-3011	VLG-3611
144"	VLG-2412	VLG-3012	VLG-3612

**Create Your Own Efficient Workstation with the Available Standard Accessories (Visit Section K)**



**Customer Service Available To Assist You 1-800-645-3166 8:30 am - 8:00 pm E.S.T.**

Email Orders To: [customer@advancetabco.com](mailto:customer@advancetabco.com). For Smart Fabrication™ Quotes, Email To: [smartfab@advancetabco.com](mailto:smartfab@advancetabco.com) or Fax To: 631-586-2933

**NEW YORK**  
 Fax: (631) 242-6900

**GEORGIA**  
 Fax: (770) 775-5625

**TEXAS**  
 Fax: (972) 932-4795

**NEVADA**  
 Fax: (775) 972-1578

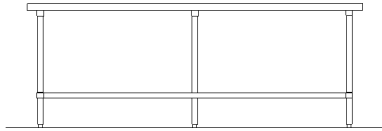
# DIMENSIONS and SPECIFICATIONS

ALL DIMENSIONS ARE TYPICAL TOL ± .500"

All Units Shipped Unassembled (KD) for Reduced Shipping Costs.

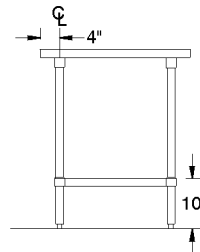
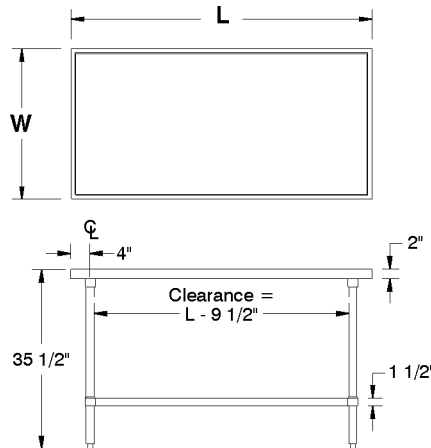
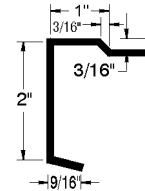
## VSS & VLG Series UNDERSHELF Style FLAT TOP

Finished size of undershelf = Length minus 5 3/4"  
Width minus 5 3/4"



Units 8 ft. and larger are furnished with six (6) legs

### COUNTERTOP EDGE DETAIL



### VSS-Series: Stainless Steel Legs & Undershelf

L	24" Wide	Wt.	30" Wide	Wt.	36" Wide	Wt.
30"	VSS-240	49 lbs.	VSS-300	65 lbs.		
24"	VSS-242	31 lbs.	VSS-302	55 lbs.		
36"	VSS-243	64 lbs.	VSS-303	72 lbs.	VSS-363	88 lbs.
48"	VSS-244	79 lbs.	VSS-304	89 lbs.	VSS-364	98 lbs.
60"	VSS-245	92 lbs.	VSS-305	107 lbs.	VSS-365	118 lbs.
72"	VSS-246	109 lbs.	VSS-306	125 lbs.	VSS-366	138 lbs.
84"	VSS-247	130 lbs.	VSS-307	148 lbs.	VSS-367	164 lbs.
96"	VSS-248	145 lbs.	VSS-308	166 lbs.	VSS-368	184 lbs.
108"	VSS-249	161 lbs.	VSS-309	176 lbs.	VSS-369	190 lbs.
120"	VSS-2410	261 lbs.	VSS-3010	287 lbs.	VSS-3610	308 lbs.
132"	VSS-2411	293 lbs.	VSS-3011	324 lbs.	VSS-3611	358 lbs.
144"	VSS-2412	308 lbs.	VSS-3012	339 lbs.	VSS-3612	373 lbs.

### VLG-Series: Galvanized Steel Legs & Undershelf

L	24" Wide	Wt.	30" Wide	Wt.	36" Wide	Wt.
30"	VLG-240	49 lbs.	VLG-300	65 lbs.		
24"	VLG-242	31 lbs.	VLG-302	55 lbs.		
36"	VLG-243	64 lbs.	VLG-303	72 lbs.	VLG-363	88 lbs.
48"	VLG-244	79 lbs.	VLG-304	89 lbs.	VLG-364	98 lbs.
60"	VLG-245	92 lbs.	VLG-305	107 lbs.	VLG-365	118 lbs.
72"	VLG-246	109 lbs.	VLG-306	125 lbs.	VLG-366	138 lbs.
84"	VLG-247	130 lbs.	VLG-307	148 lbs.	VLG-367	164 lbs.
96"	VLG-248	145 lbs.	VLG-308	166 lbs.	VLG-368	184 lbs.
108"	VLG-249	161 lbs.	VLG-309	176 lbs.	VLG-369	190 lbs.
120"	VLG-2410	261 lbs.	VLG-3010	287 lbs.	VLG-3610	308 lbs.
132"	VLG-2411	293 lbs.	VLG-3011	324 lbs.	VLG-3611	358 lbs.
144"	VLG-2412	308 lbs.	VLG-3012	339 lbs.	VLG-3612	373 lbs.

