



# Upright Cabinets

T-Series, TSD-Series, & TS-Series

115v / 60 Hz





# Contents

**2** About True

**4** Upright Cabinets





The industry's most complete refrigeration source.  
True.

True is the world's leading supplier of quality commercial refrigeration. Founded over 70 years ago in St. Louis, Missouri, True continues to flourish around the globe by offering the best possible environment to store your food products.





## True, Your Energy Efficient Future... Naturally®



Hydrocarbon has less than **THREE** Global Warming Potential (R134A = 1,430)



Naturally Occurring Refrigerant = Environmentally Friendly



Up to 15% more efficient than R134A and R404A



ZERO Ozone Depletion Potential



# Sustainability

Over 70 Years of commercial refrigeration focus have enabled True to become experts in the design and development of our systems. While energy efficiency has always been part of our design process, we continue to utilize new technologies to improve our systems to be the most efficient in the industry, without sacrificing the performance that ultimately provides food safety for our customers throughout the World.

True continually searches for environmentally friendly components and processes to help reduce our own and our customers' carbon footprint. Initiatives include offering a natural refrigerant and a zero GWP/ODP Ecomate® foam insulation.

Energy efficiency without compromise.



Our natural refrigerant option is available on select models.





## UPRIGHT CABINETS

# T-Series, TSD-Series, TS-Series

True's upright cabinets are designed with enduring quality that protects your long-term investment.

The most advanced and robust refrigeration systems, fitted as standard in all our upright cabinets, ensure years of reliable service even in the most demanding foodservice environments.

Manufactured using the highest quality materials and components, True upright cabinets provide the most consistent temperature, lower utility costs and exceptional food safety delivering the best value in today's foodservice marketplace.




VIEW VIDEO




# Upright Cabinets

## Insulation

Entire cabinet structure and solid door are foamed-in-place using Ecomate<sup>®</sup>, a high density, polyurethane insulation that has zero ozone depletion potential (ODP) and zero global warming potential (GWP).



Coated evaporators



Robust components



Efficient motors



Digital display



Quality materials

## Refrigeration

Advanced, robust and environmentally friendly refrigeration system. Refrigerators hold 33°F to 38°F. Freezers hold -10°F.

## Interior / Exterior

Clear aluminum interior, stainless steel floor and front, anodized aluminum ends.

## Doors

Positive seal, self-closing doors with lifetime-guaranteed door hinges, factory tested over 1,000,000 times, and torsion-type closure system.

## T-49-HC Solid Door Upright Cabinet



T-12-HC



T-19-HC



T-23-HC



T-35-HC



# Upright Cabinets

## Solid Door Refrigerators

Model	Doors	Shelves	Dimensions W x D x H*	HP	Amps	Crated Weight (lbs.)	Door Build
T-12-HC	1	3	24 $\frac{7}{8}$ x 23 $\frac{1}{8}$ x 63 $\frac{1}{8}$	$\frac{1}{6}$	2.5	84	■ FULL SOLID
T-19-HC	1	3	27 x 24 $\frac{1}{2}$ x 75 $\frac{1}{4}$	$\frac{1}{10}$	1.5	112	■ FULL SOLID
T-23-HC	1	3	27 x 29 $\frac{1}{2}$ x 78 $\frac{3}{8}$	$\frac{1}{4}$	2.2	123	■ FULL SOLID
T-35-HC	2	6	39 $\frac{1}{2}$ x 29 $\frac{1}{2}$ x 78 $\frac{3}{8}$	$\frac{1}{3}$	5.6	159	■ ■ FULL SOLID
T-43-HC	2	6	47 x 29 $\frac{1}{2}$ x 78 $\frac{3}{8}$	$\frac{1}{2}$	5.4	173	■ ■ FULL SOLID
T-49-HC	2	6	54 $\frac{1}{8}$ x 29 $\frac{1}{2}$ x 78 $\frac{3}{8}$	$\frac{1}{2}$	5.4	182	■ ■ FULL SOLID
T-72-HC	3	9	78 $\frac{1}{8}$ x 29 $\frac{1}{2}$ x 78 $\frac{3}{8}$	$\frac{3}{4}$	6.9	261	■ ■ ■ FULL SOLID

\* Height does not include 5" (127mm) for castors or 6" (153mm) for optional legs 3 $\frac{1}{4}$ " (83mm) castor height for T-19-HC).

All dimensions rounded up to the nearest  $\frac{1}{8}$ ".

\* Height on T-12-HC does not include 1" (26mm) for upper door hinge.

note: T-12-HC standard with leg levelers, optional 2 $\frac{1}{2}$ " (64mm) diameter castors available, legs not available.

## Pass-Thru Refrigerator

Model	Doors	Shelves	Dimensions W x D x H*	HP	Amps	Crated Weight (lbs.)	Door Build
T-23PT-HC	2	3	27 x 32 $\frac{1}{8}$ x 78 $\frac{3}{8}$	$\frac{1}{4}$	2.2	136	■ ■ FULL SOLID

\* Height does not include 5" (127mm) for castors or 6" (153mm) for optional legs.

All dimensions rounded up to the nearest  $\frac{1}{8}$ ".



T-43-HC



T-23PT-HC






T-49-HC



T-72-HC

## Glass Door Refrigerators

Model	Doors	Shelves	Dimensions W x D† x H*	HP	Amps	Crated Weight (lbs.)	Door Build
T-12G-HC~FGD01	1	3	24 $\frac{7}{8}$ x 23 $\frac{1}{4}$ x 63	$\frac{1}{8}$	1.8	100	 FULL GLASS
T-19G-HC~FGD01	1	3	27 x 24 $\frac{1}{2}$ x 75 $\frac{1}{2}$	$\frac{1}{4}$	2.2	125	 FULL GLASS
T-23G-HC~FGD01	1	3	27 x 29 $\frac{7}{8}$ x 78 $\frac{3}{8}$	$\frac{1}{4}$	2.2	143	 FULL GLASS
T-35G-HC~FGD01	2	6	39 $\frac{5}{8}$ x 29 $\frac{7}{8}$ x 78 $\frac{3}{8}$	$\frac{1}{2}$	5.6	173	 FULL GLASS
T-49G-HC~FGD01	2	6	54 $\frac{1}{4}$ x 29 $\frac{7}{8}$ x 78 $\frac{3}{8}$	$\frac{1}{2}$	5.4	211	 FULL GLASS
T-72G-HC~FGD01	3	9	78 $\frac{1}{8}$ x 29 $\frac{7}{8}$ x 78 $\frac{3}{8}$	$\frac{3}{4}$	6.9	286	 FULL GLASS

† Depth does not include 1 $\frac{3}{8}$ " (42mm) for door handles.







\* Height does not include 5" (127mm) for castors or 6" (152mm) for optional legs (3 $\frac{1}{4}$ " (83mm) castor height for T-19G-HC~FGD01).

\* Height on T-12G-HC~FGD01 does not include 1" (26mm) for upper door hinge.

note: T-12G-HC~FGD01 standard with leg levelers, optional 2 $\frac{1}{2}$ " (64mm) diameter castors available, legs not available.

All dimensions rounded up to the nearest 1/8".


## Half Door Refrigerators

Model	Doors	Shelves	Dimensions W x D† x H*	HP	Amps	Crated Weight (lbs.)	Door Build
T-23-2-HC	2	3	27 x 29 $\frac{1}{2}$ x 78 $\frac{3}{8}$	$\frac{1}{4}$	2.2	125	 HALF SOLID
T-49-4-HC	4	6	54 $\frac{1}{8}$ x 29 $\frac{1}{2}$ x 78 $\frac{3}{8}$	$\frac{1}{2}$	5.4	182	 HALF SOLID
T-23G-2-HC~FGD01	2	3	27 x 29 $\frac{7}{8}$ x 78 $\frac{3}{8}$	$\frac{1}{4}$	2.2	150	 HALF GLASS
T-49G-4-HC~FGD01	4	6	54 $\frac{1}{8}$ x 29 $\frac{3}{4}$ x 78 $\frac{3}{8}$	$\frac{1}{2}$	5.4	233	 HALF GLASS
T-23-1-G-1-HC~FGD01	1 gls - 1 s/s	3	27 x 29 $\frac{7}{8}$ x 78 $\frac{3}{8}$	$\frac{1}{4}$	2.2	TBD	 HALF GLASS/ HALF SOLID
T-49-2-G-2-HC~FGD01	2 gls - 2 s/s	6	54 $\frac{1}{8}$ x 29 $\frac{3}{4}$ x 78 $\frac{3}{8}$	$\frac{1}{2}$	5.4	234	 HALF GLASS/ HALF SOLID

† Depth does not include 1 $\frac{3}{8}$ " (35mm) for door handle (glass door models only).

\* Height does not include 5" (127mm) for castors or 6" (153mm) for optional legs.

All dimensions rounded up to the nearest 1/8".



T-19G-HC~FGD01



T-35G-HC~FGD01



T-49G-HC~FGD01



T-49-4-HC

# Upright Cabinets

## -10°F Solid Door Freezers

Model	Doors	Shelves	Dimensions W x D x H*	HP	Amps	Crated Weight (lbs.)	Door Build
T-12F-HC	1	3	24 $\frac{7}{8}$ x 23 $\frac{1}{4}$ x 63 $\frac{3}{8}$	$\frac{1}{2}$	4.5	77	■ FULL SOLID
T-19F-HC	1	3	27 x 24 $\frac{1}{2}$ x 75 $\frac{1}{4}$	$\frac{1}{2}$	3.7	120	■ FULL SOLID
T-23F-HC	1	3	27 x 29 $\frac{1}{2}$ x 78 $\frac{3}{8}$	$\frac{1}{2}$	3.7	134	■ FULL SOLID
T-35F-HC	2	6	39 $\frac{1}{2}$ x 29 $\frac{1}{2}$ x 78 $\frac{3}{8}$	1	9.6	159	■ FULL SOLID
T-43F-HC	2	6	47 x 29 $\frac{1}{2}$ x 78 $\frac{3}{8}$	1	9.6	186	■ FULL SOLID
T-49F-HC	2	6	54 $\frac{1}{8}$ x 29 $\frac{1}{2}$ x 78 $\frac{3}{8}$	1	9.6	200	■ FULL SOLID
T-72F-HC	3	9	78 $\frac{1}{8}$ x 29 $\frac{1}{2}$ x 78 $\frac{3}{8}$	$\frac{3}{4}$	14.0	295	■ FULL SOLID

\* Height does not include 5" (127mm) for castor height or 6" (153mm) for optional legs. 3 $\frac{1}{4}$ " (83mm) castor height for T-19F-HC. T-12F-HC standard with leg levelers, optional 2 $\frac{1}{2}$ " (64mm) castors available, legs not available.

\* Height on T-12F-HC does not include 1" (26mm) for door hinge.

All dimensions rounded up to the nearest 1/8".

## 0°F Solid Door Freezer

Model	Doors	Shelves	Dimensions W x D x H*	HP	Amps	Crated Weight (lbs.)	Door Build
T-19FZ-HC	1	3	27 x 24 $\frac{1}{2}$ x 75 $\frac{1}{4}$	$\frac{1}{2}$	3.7	118	■ FULL SOLID

\* Height does not include 3 $\frac{1}{4}$ " (83mm) for castor height.

All dimensions rounded up to the nearest 1/8".

## -10°F Glass Door Freezers

Model	Doors	Shelves	Dimensions W x D† x H*	HP	Amps	Crated Weight (lbs.)	Door Build
T-12FG-HC~FGD01	1	3	24 $\frac{7}{8}$ x 23 $\frac{1}{4}$ x 63	$\frac{1}{2}$	4.5	116	□ FULL GLASS
T-23FG-HC~FGD01	1	3	27 x 29 $\frac{7}{8}$ x 78 $\frac{3}{8}$	$\frac{3}{4}$	6.2	150	□ FULL GLASS
T-49FG-HC~FGD01	2	6	54 $\frac{1}{8}$ x 29 $\frac{3}{4}$ x 78 $\frac{3}{8}$	$\frac{1}{2}$	11.0	275	□ FULL GLASS
T-72FG-HC~FGD01	3	9	78 $\frac{1}{8}$ x 29 $\frac{3}{4}$ x 78 $\frac{3}{8}$	$\frac{3}{4}$	13.0	345	□ FULL GLASS

† Depth does not include 1 $\frac{3}{8}$ " (35mm) for door handles.

\* Height does not include 5" (127mm) for castors or 6" (153mm) for optional legs.

T-12FG-HC~FGD01 standard with leg levelers, optional 2 $\frac{1}{2}$ " (64mm) diameter castors available, legs not available.

\* Height on T-12FG-HC~FGD01 does not include 1" (26mm) for upper hinge bracket.

All dimensions rounded up to the nearest 1/8".

## -10°F Half Solid Door Freezers

Model	Doors	Shelves	Dimensions W x D x H*	HP	Amps	Crated Weight (lbs.)	Door Build
T-23F-2-HC	2	3	27 x 29 $\frac{1}{2}$ x 78 $\frac{3}{8}$	$\frac{1}{2}$	3.7	137	■ HALF SOLID
T-49F-4-HC	4	6	54 $\frac{1}{8}$ x 29 $\frac{1}{2}$ x 78 $\frac{3}{8}$	1	9.6	200	■ HALF SOLID

\* Height does not include 5" (127mm) for castors or 6" (153mm) for optional legs.

All dimensions rounded up to the nearest 1/8".



T-12F-HC



T-23FG-HC~FGD01










T-49F-4-HC



T-72FG-HC~FGD01





## Slide Door Refrigerators

Model	Doors	Shelves	Dimensions W x D† x H*	HP	Amps	Crated Weight (lbs.)	Door Build
TSD-33-HC	2	6	39½ x 29¾ x 78¾	½	6.5	159	 FULL SOLID
TSD-47-HC	2	6	54¾ x 29¾ x 78¾	½	8.5	186	 FULL SOLID
TSD-69	3	9	78¾ x 29¾ x 78¾	½	12.0	286	 FULL SOLID
TSD-09G-HC-LD	2	3	36 x 21 x 35½	¼	1.9	127	 FULL GLASS
TSD-33G-HC-LD	2	6	39½ x 29¾ x 78¾	½	6.5	168	 FULL GLASS
TSD-47G-HC-LD	2	6	54¾ x 29¾ x 78¾	½	8.5	200	 FULL GLASS
TSD-69G-LD	3	9	78¾ x 29¾ x 78¾	½	12.0	284	 FULL GLASS

† Depth does not include ¾" (10mm) for door handles (solid or glass). ⅝" (23mm) for door handle on TSD-09G-HC-LD  
 \* Height does not include 6½" (156mm) for legs or 5" (127mm) for optional castors. (TSD-09G-HC-LD standard with leg levelers).

All dimensions rounded up to the nearest 1/8".



## Dual Temperature

Model	Doors	Shelves	Dimensions W x D† x H*	HP Ref - Frz	Amps	Crated Weight (lbs.)	Door Build
T-23DT-HC	2	3	27 x 29½ x 78¾	¼ - ¼	4.1	152	 HALF SOLID
T-49DT-HC ‡	2	6	54¾ x 29½ x 78¾	¼ - ½	4.6	232	 FULL SOLID
T-49DT-4-HC ‡	4	6	54¾ x 29½ x 78¾	¼ - ½	4.6	232	 HALF SOLID
T-23DT-G-HC-FGD01	2	3	27 x 29¾ x 78¾	¼ - ½	6.3	173	 HALF GLASS

† Depth does not include 1⅝" (35mm) for door handle (glass door models only).  
 \* Height does not include 5" (127mm) for castors or 6" (153mm) for optional legs.  
 ‡ Requires 115/208-230/60 Hz, single phase, 3 pole, 4 wire circuit.

All dimensions rounded up to the nearest 1/8".

## Heated Cabinets

Model	Doors	Shelves	Dimensions W x D† x H*	Watts	Amps	Crated Weight (lbs.)	Door Build
TH-23	1	3	27 x 29½ x 78¾	850	7.8	118	 FULL SOLID
TH-23G~FGD01	1	3	27 x 29¾ x 78¾	850	7.8	132	 FULL GLASS

† Depth does not include 1⅝" (42mm) for door handle (glass door model only).  
 \* Height does not include 5" (127mm) for castors or 6" (153mm) for optional legs.  
 \* Height does not include 1" (26mm) for ventilator cap.

All dimensions rounded up to the nearest 1/8".



TSD-33-HC



TSD-47G-HC-LD



T-23DT-HC











TH-23G~FGD01



# Upright Cabinets







## Stainless Steel Solid Door Refrigerators

Model	Doors	Shelves	Dimensions W x D† x H*	HP	Amps	Crated Weight (lbs.)	Door Build
TS-23-HC	1	3	27 x 29½ x 78¾	¼	2.2	130	 FULL SOLID
TS-35-HC	2	6	39½ x 29½ x 78¾	⅓	5.6	159	 FULL SOLID
TS-43-HC	2	6	47 x 29½ x 78¾	½	5.4	173	 FULL SOLID
TS-49-HC	2	6	54¼ x 29½ x 78¾	½	5.4	182	 FULL SOLID
TS-72-HC	3	9	78¾ x 29½ x 78¾	¾	6.9	279	 FULL SOLID
TS-23G-HC~FGD01	1	3	27 x 29¾ x 78¾	¼	2.2	143	 FULL GLASS
TS-49G-HC~FGD01	2	6	54¼ x 29¾ x 78¾	½	5.4	243	 FULL GLASS
TS-72G-HC~FGD01	3	9	78¾ x 29¾ x 78¾	¾	6.9	316	 FULL GLASS

† Depth does not include 1½" (42mm) for door handle (glass door models only).  
\* Height does not include 5" (127mm) for castors or 6" (153mm) for optional legs.

All dimensions rounded up to the nearest 1/8".

## Stainless Steel Half Door Refrigerators

Model	Doors	Shelves	Dimensions W x D† x H*	HP	Amps	Crated Weight (lbs.)	Door Build
TS-23-2-HC	2	3	27 x 29½ x 78¾	¼	2.2	146	 HALF SOLID
TS-49-4-HC	4	6	54¼ x 29½ x 78¾	½	5.4	182	 HALF SOLID
TS-23G-2-HC~FGD01	2	3	27 x 29¾ x 78¾	¼	2.2	150	 HALF GLASS
TS-49G-4-HC~FGD01	4	6	54¼ x 29¾ x 78¾	½	5.4	233	 HALF GLASS
TS-23-1-G-1-HC~FGD01	1 gls - 1 s/s	3	27 x 29¾ x 78¾	¼	2.2	132	 HALF GLASS/ HALF SOLID
TS-49-2-G-2-HC~FGD01	2 gls - 2 s/s	6	54¼ x 29¾ x 78¾	½	5.4	233	 HALF GLASS/ HALF SOLID

† Depth does not include 1½" (42mm) for door handles.  
\* Height does not include 5" (127mm) for castors or 6" (152mm) for optional legs.


All dimensions rounded up to the nearest 1/8".



TS-23-HC



TS-49-HC








TS-23-1-G-1-HC~FGD01



TS-49-4-HC






## Stainless Steel Solid Door Freezers

Model	Doors	Shelves	Dimensions W x D x H*	HP	Amps	Crated Weight (lbs.)	Door Build
TS-23F-HC	1	3	27 x 29½ x 78¾	½	3.7	141	 FULL SOLID
TS-35F-HC	2	6	39½ x 29½ x 78¾	1	9.6	207	 FULL SOLID
TS-43F-HC	2	6	47 x 29½ x 78¾	1	9.6	186	 FULL SOLID
TS-49F-HC	2	6	54½ x 29½ x 78¾	1	9.6	200	 FULL SOLID
TS-72F-HC	3	9	78¾ x 29½ x 78¾	¾	14.0	295	 FULL SOLID

\* Height does not include 5" (127mm) for castors or 6" (153mm) for optional legs.

All dimensions rounded up to the nearest 1/8".


## Stainless Steel Glass Door & Half Door Freezers

Model	Doors	Shelves	Dimensions W x D† x H*	HP	Amps	Crated Weight (lbs.)	Door Build
TS-23FG-HC~FGD01	1	3	27 x 29¾ x 78¾	¾	6.2	150	 FULL GLASS
TS-49FG-HC~FGD01	2	6	54½ x 29¾ x 78¾	½	11.0	275	 FULL GLASS
TS-72FG-HC~FGD01	3	9	78¾ x 29¾ x 78¾	¾	13.0	345	 FULL GLASS
TS-23F-2-HC	2	3	27 x 29½ x 78¾	½	3.7	150	 HALF SOLID
TS-49F-4-HC	4	6	54½ x 29½ x 78¾	1	9.6	200	 HALF SOLID

† Depth does not include 1¾" (35mm) for door handles (glass door models only).

\* Height does not include 5" (127mm) for castors or 6" (153mm) for optional legs.

All dimensions rounded up to the nearest 1/8".



TS-23FG-HC~FGD01



TS-43F-HC



TS-35F-HC



TS-49F-4-HC

# Upright Cabinets



True manufactures the widest range of professional refrigeration products.

[www.truemfg.com](http://www.truemfg.com)

Food Preparation Tables  
Undercounters  
Worktops  
Traditional Reach-Ins  
Underbar Refrigeration  
Glass Door Merchandisers  
Vertical Air Curtains  
Spec Series®  
Chef Bases  
Display Cases



**TRUE MANUFACTURING CO., INC.**

**USA FOODSERVICE DIVISION**

2001 EAST TERRA LANE • O'FALLON, MO 63366-4434

TEL (636)240-2400 • TOLL FREE (800)325-6152

FAX (636)272-2408 • PARTS FAX (636)272-9471

[WWW.TRUEMFG.COM](http://WWW.TRUEMFG.COM)

