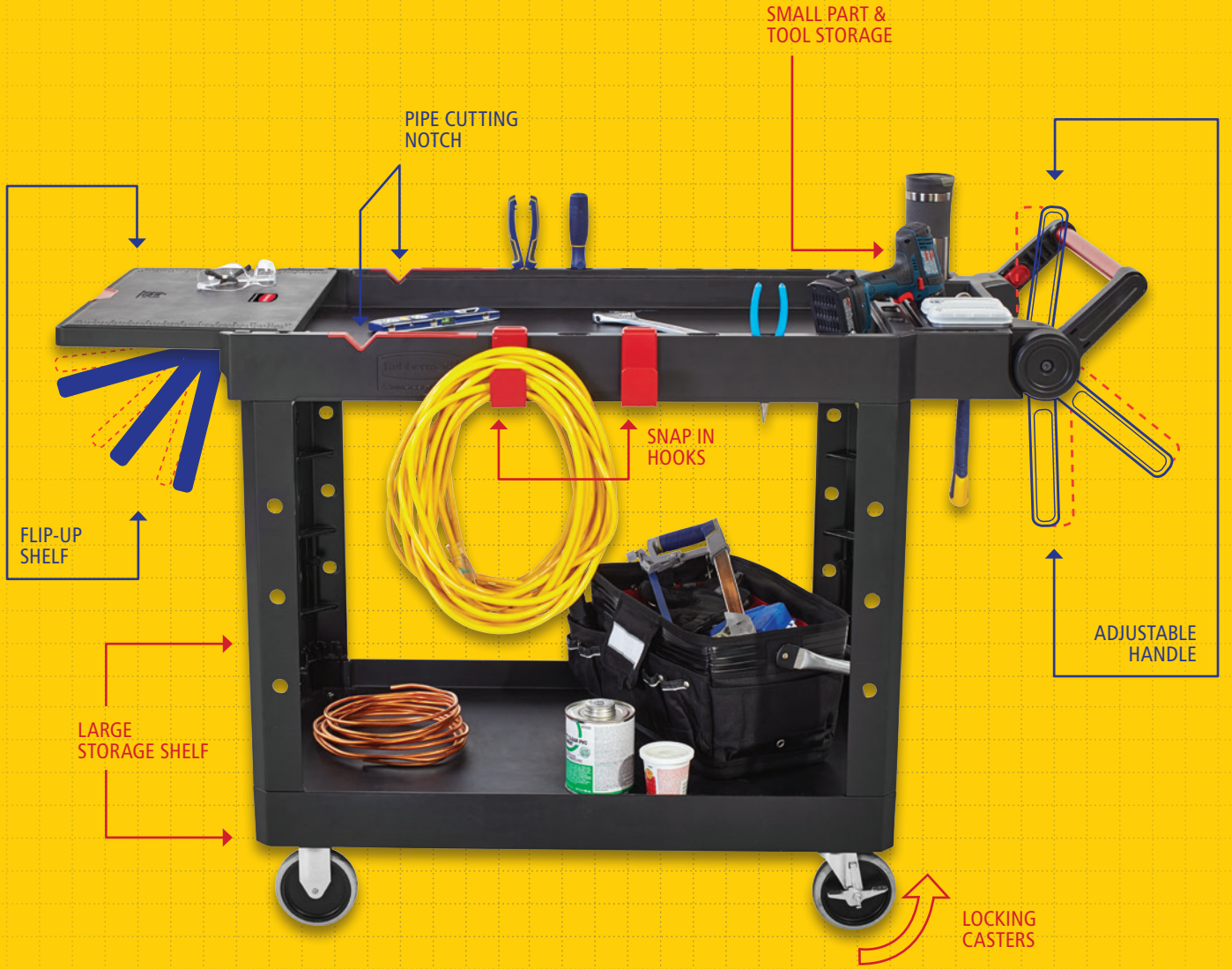





Rubbermaid
Commercial Products



HEAVY DUTY ADAPTABLE CART

UTILITY CARTS CARRY SUPPLIES OF ALL SHAPES AND SIZES. Being able to easily organize items and use the cart as a work station helps workers prepare for and complete the job. The new Heavy Duty Adaptable Cart from Rubbermaid Commercial Products provides superior versatility for tackling whatever task is at hand.



BUILT TO ADAPT TO YOUR NEEDS

The new Heavy Duty Adaptable Cart reduces the need for time-consuming user modifications, with a variety of integrated features that make the job easier.

HANDLES ANY JOB



ADJUSTS TO 4 POSITIONS

Variety of positions to accommodate users of all heights for improved control and comfort.



UNOBSTRUCTED SURFACE

Placing the handle in the flat or down position makes moving oversized items easier.



COMPACT STORAGE

Handle can rotate to be flush against the cart for easy storage.



ERGONOMIC COMFORT
Variable grip handle provides superior control and maneuverability.

MOBILE WORK SOLUTIONS SAVE TIME




FLIP-UP SHELF

Eliminates the need to clear top shelf contents for work space. Perfect for laptop use or small part assembly.



CONVERTIBLE TOP SHELF

Supports 1/2" piece of plywood to adapt top shelf into flat work surface for larger items and tasks.



PIPE CUTTING NOTCH

Prevents pipe or conduit from rolling when cutting. For additional security, place clamp through the larger slot.



MAKE THE MOST OF YOUR CART
Utilize all areas of the cart for a multi-use workstation.

BUILT IN ORGANIZATION



SLOTS AROUND RIM

Accommodate small hand tools like wrenches, pliers, or screwdrivers for quick, easy access.



SMALL PART AND TOOL STORAGE

Keep hardware and tools organized for quick retrieval. Tablet and cup holder also included.



SNAP-IN HOOKS

Keep tools within reach with multiple slot locations along the rim.

INCREASED ACCESSIBILITY
Quickly locate everything needed for the job.




SECURE THE CART AND ITS CONTENTS



LOCKING CASTERS

Stabilize the cart when used as a work surface or when stopped on uneven surfaces.



WIRE SPOOL STORAGE

Holes in the legs of the cart provide easy storage for wire spools and other rolled goods.



TIE-DOWN LOCATIONS

Easily attach bungee cords or ratchet straps for increased load security, safety, and damage prevention.



SAFE AND SECURE
Utilize features to stabilize your load on the move or while working.



DESIGNED FOR PROFESSIONALS, RCP's resilient products deliver superior ergonomics, organization, reliability, and maneuverability for turning any job into a more efficient one.



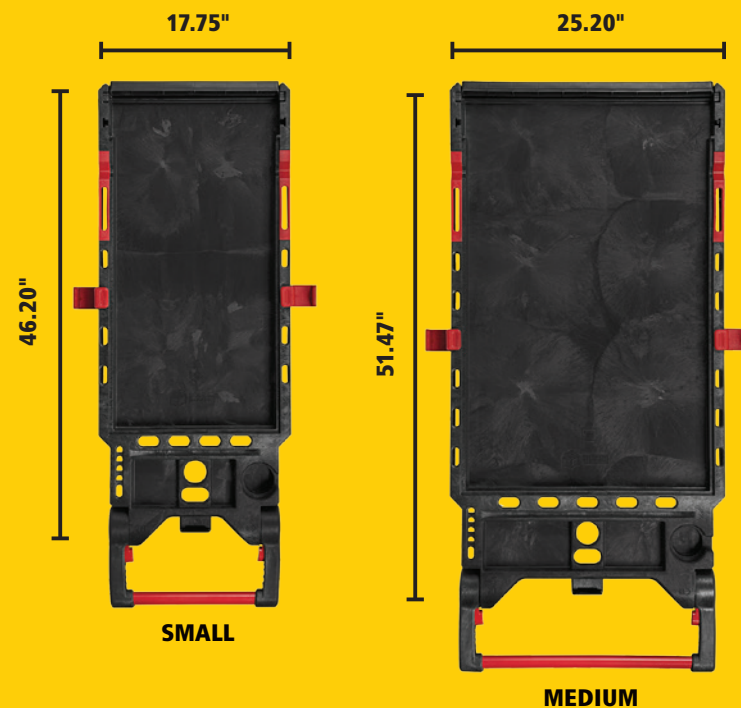

	STANDARD UTILITY CART	HEAVY DUTY UTILITY CART	HEAVY DUTY ERGO CART	HEAVY DUTY ADAPTABLE CART
DURABLE STRUCTURAL FOAM CONSTRUCTION	X	X	X	X
500 LB LOAD CAPACITY	X	X	X	X
DEEP POCKET SHELVES	X	X	X	X
SMALL PART STORAGE		X	X	X
ERGONOMIC HANDLE			X	X
V-NOTCH GROOVE FOR PIPE CUTTING			X	X
WIRE SPOOL STORAGE			X	X
ADJUSTABLE HANDLE				X
FLIP-UP SHELF				X
ADAPTABLE TOOL STORAGE				X
LIPPED/FLAT TOP CONVERSION				X
LOCKING CASTERS				X

HEAVY DUTY ADAPTABLE CART

SKU #	DESCRIPTION	SIZE	COLOR	DIMENSIONS (IN) (L X W X H)	CAPACITY (LBS)	TOP	CASTER TYPE	PACK
1997206	SMALL HEAVY DUTY ADAPTABLE CART	SMALL	BLA	46.20" X 17.75" X 36"	500	CONVERTIBLE	5" TPR, 2 FIXED, 2 LOCKING SWIVEL	1
1997207	SMALL HEAVY DUTY ADAPTABLE CART	SMALL	GRAY	46.20" X 17.75" X 36"	500	CONVERTIBLE	5" TPR, 2 FIXED, 2 LOCKING SWIVEL	1
1997208	MEDIUM HEAVY DUTY ADAPTABLE CART	MED	BLA	51.47" X 25.20" X 36"	500	CONVERTIBLE	5" TPR, 2 FIXED, 2 LOCKING SWIVEL	1
1997209	MEDIUM HEAVY DUTY ADAPTABLE CART	MED	GRAY	51.47" X 25.20" X 36"	500	CONVERTIBLE	5" TPR, 2 FIXED, 2 LOCKING SWIVEL	1
1997227	PACK OF 4 ACCESSORY HOOKS		RED		10			4
1997230	MEDIUM EXTENDED BASE	MED	BLA	25.35" X 11.66" X 6.50"	40			1
FG459300	EXTENSION DRAWER		RED	22.60" X 14.80" X 4.10"	40			1
1997371	5" REPLACEMENT CASTER SET (LOCKING)						5" TPR, 2 FIXED, 2 LOCKING SWIVEL	1
FG4592000000	8" REPLACEMENT CASTER SET						8" PNEUMATIC, 2 FIXED 2 SWIVEL	1

COLORS AVAILABLE:  

SIZES AVAILABLE:



Pneumatic casters handle the heaviest loads while providing a cushioned and quiet ride for more fragile items. Ideal for virtually all surfaces from concrete to gravel, inside and out.



Extended base can be added to the medium cart for carrying tall objects such as a ladder or box of 4' light bulbs.



Optional extension drawer can be added under the top shelf for additional storage of small parts and tools.



Pack of 4 accessory hooks



TPR casters absorb shock and provide floor surface protection and quiet operation. Excellent on linoleum, tile, terrazzo, wood, smooth concrete, and carpet.

HEAVY DUTY ERGO CART

SKU #	DESCRIPTION	SIZE	COLOR	DIMENSIONS (IN) (L X W X H)	CAPACITY (LBS)	TOP	CASTER TYPE	PACK
FG450088	ERGO HANDLE UTILITY CART	SMALL	BLA, BEIG	39" X 17.88" X 33.25"	500	LIPPED	5" TPR	1
FG452088	ERGO HANDLE UTILITY CART	MED	BLA, BEIG	44" X 25.25" X 39"	500	LIPPED	5" TPR	1
1867535	EXECUTIVE ERGO HANDLE UTILITY CART	SMALL	BLA	36" X 24" X 32.25"	500	LIPPED	5" QUIET	1
FG452010	HD 2-SHELF ERGO HANDLE UTILITY CART	MED	BLA	45.25" X 25.88" X 37.12"	500	LIPPED	8" PNEUMATIC	1
FG454600	HD 2-SHELF ERGO HANDLE UTILITY CART	LARGE	BLA, BEIG	55" X 26" X 33.25"	750	LIPPED	5" TPR	1
FG454610	HD 2-SHELF ERGO HANDLE UTILITY CART	LARGE	BLA	55" X 26" X 33.25"	750	LIPPED	8" PNEUMATIC	1
FG450500	HD 2-SHELF ERGO HANDLE UTILITY CART	SMALL	BLA, BEIG	37.88" X 19.2" X 33.3"	500	FLAT	5" TPR	1
FG452500	HD 2-SHELF ERGO HANDLE UTILITY CART	MED	BLA, BEIG	43.88" X 25.88" X 33.3"	500	FLAT	5" TPR	1
FG454500	HD 2-SHELF ERGO HANDLE UTILITY CART	LARGE	BLA, BEIG	54" X 25.25" X 36"	750	FLAT	5" TPR	1

COLORS AVAILABLE:  

HEAVY DUTY UTILITY CART


SKU #	DESCRIPTION	SIZE	COLOR	DIMENSIONS (IN) (L X W X H)	CAPACITY (LBS)	TOP	CASTER TYPE	PACK
FG450089	FLAT HANDLE UTILITY CART	SMALL	BLA, BEIG	39" X 17.88" X 33.25"	500	LIPPED	5" TPR	1
FG452089	FLAT HANDLE UTILITY CART	MED	BLA, BEIG	45.25" X 25.88" X 33.25"	500	LIPPED	5" TPR	1
FG450589	HD 2-SHELF FLAT HANDLE UTILITY CART	SMALL	BLA, BEIG	37.88" X 19.2" X 33.3"	500	FLAT	5" TPR	1
FG452589	HD 2-SHELF FLAT HANDLE UTILITY CART	MED	BLA, BEIG	43.88" X 25.88" X 33.3"	500	FLAT	5" TPR	1

COLORS AVAILABLE:  

STANDARD UTILITY CART

SKU #	DESCRIPTION	SIZE	COLOR	DIMENSIONS (IN) (L X W X H)	CAPACITY (LBS)	TOP	CASTER TYPE	PACK
FG9T6600	2-SHELF FLAT HANDLE UTILITY CART	MED	BLA	40.25" X 25.63" X 32.5"	500	LIPPED	5"	12
FG9T6700	2-SHELF FLAT HANDLE UTILITY CART	SMALL	BLA	34.25" X 17.375" X 31.5"	500	LIPPED	5"	10

COLORS AVAILABLE: 



RCP1168

©2017 Rubbermaid Commercial Products LLC
8900 Northpointe Executive Park Drive, Huntersville, NC 28078

To see our complete range of material handling solutions, visit our online catalog at rubbermaidcommercial.com

