





# DRIP TRAY

SURFACE MOUNT SERIES WITH CUTOUT 8 1/2" X 52"



**DP-MET-H-52GR-Z**

Stainless Steel



**DP-MET-H-PVD-52GR-Z**

PVD Brass / Stainless Steel



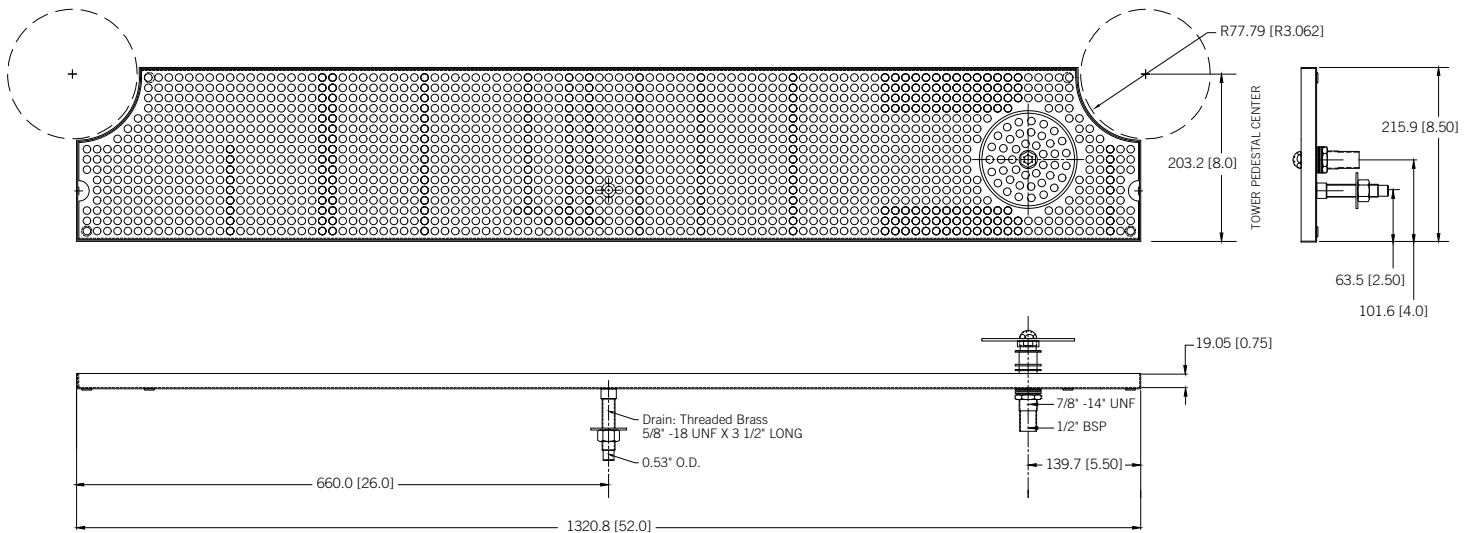
Part No.	Dimensions	Finish	Shipping Weight
□ DP-MET-H-52GR-Z	8 1/2"W x 52"L x 3/4"H	Stainless Steel	TBD
			TBD
□ DP-MET-H-PVD-52GR-Z	8 1/2"W x 52"L x 3/4"H	PVD Brass / Stainless Steel	TBD
			TBD

### Rinser Water Inlet Installation

- Always check local plumbing codes first.
- Install in-line water regulator set at 15 PSI from the street water supply.
- Install a shutoff on the rinser water supply.

**NOTE: It is recommended a licensed plumber connect the glass rinser to the water supply line. Always use an in-line shut-off and water pressure regulator. Micro Matic shall not be held liable for damage caused by improper installation.**

### Dimensions



 **MICRO MATIC**  
 Toll-Free: 1-866-327-4159  
[www.micromatic.com](http://www.micromatic.com)

**West**  
 19791 Bahama St.  
 Northridge, CA 91324  
 Tel. (818) 701-9765  
 Fax. (818) 701-9844

**Central**  
 10726 North Second St.  
 Machesney Park, IL 61115  
 Tel. (815) 968-7557  
 Fax. (815) 968-0363

**Southeast**  
 15111 Dispense Ln.  
 Brooksville, FL 34604  
 Tel. (352) 799-6331  
 Fax. (352) 796-2429

**Northeast**  
 4601 Saucon Creek Rd.  
 Center Valley, PA 18034  
 Tel. (610) 625-4464  
 Fax. (610) 625-4466