

# Convothem 4 easyTouch – Quick Reference Guide for Cooking



## Hot surfaces

Risk of burns when there are high temperatures on the inside



## Hot steam

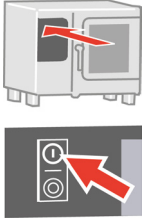
Risk of scalding when hot steam comes out when the unit door is opened



## Hot food

Risk of scalding posed by hot liquids when food is taken out

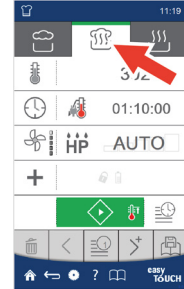
Turn on the combi oven



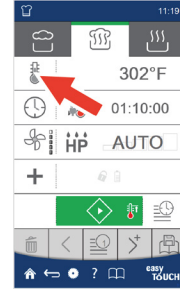
Press the 'Cook' icon



Select an operating mode



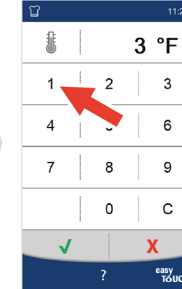
Change the cooking temperature




Delete the old value



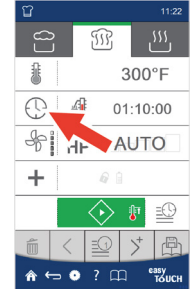
Enter a new value



Confirm the value



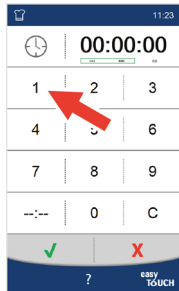
Set your time OR probe cook



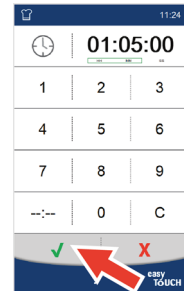
Delete the old value



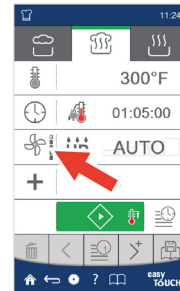
Enter a new value



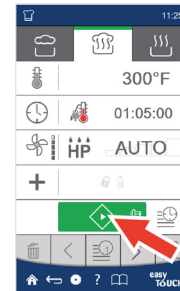
Confirm the value



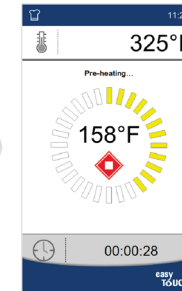
Set a fan speed



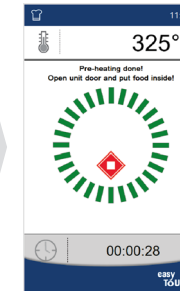
Start




Pre-heat / Cool down



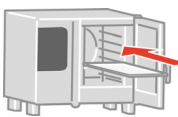
Ready for food



Open the unit door



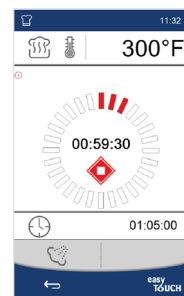
Put the food inside



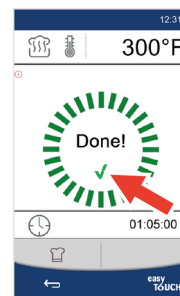
Close the unit door



Cooking will start – please wait



Cooking done – please confirm



Open the unit door



Take food out



Legend:

	Cook		Steam
	Quick selection		Combi-steam
	Cookbook		Hot air
	Rethermalize		Cooking temp.
	Settings		Cooking time
	Help		Core temp.
	Clean		Stop