

Convotherm 4 easyTouch – Quick Reference Guide for Fully Automatic Cleaning



WARNING Contact with cleaning agents

Risk of chemical burns and skin, eye, and respiratory tract irritation



WARNING Hot surfaces


Risk of burns when there are high temperatures on the inside and at the combi oven vents



WARNING Spraying water inside while the oven is hot

Risk of scalding posed by hot steam

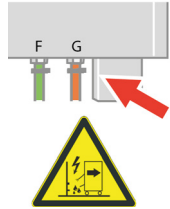
Open/empty the oven



Check cleaning agents




Check connections



Press the 'Clean' icon



Select a cleaning system



Select a cleaning level



Select a mode



Select an extra function



Confirm




Check the inside



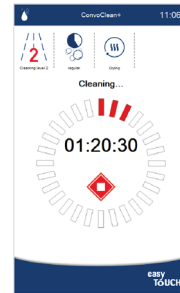
Close the unit door



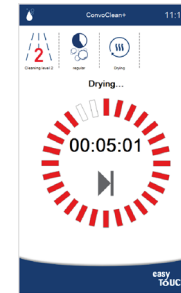
Cleaning will start automatically




Cleaning in progress – please wait



Drying in progress – please wait



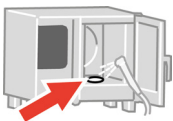
Cleaning done – please confirm



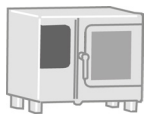
Open the unit door/ check results



Clean oven drain



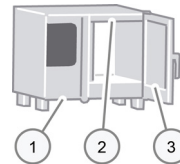
Leave unit door ajar



Legend:

- | | | | |
|--|----------------------|--|-------------------------|
| | Options | | eco - low/slow |
| | Fully automatic | | regular - medium/medium |
| | Semi-automatic | | express - high/fast |
| | Level 1 - light | | Steam disinfection |
| | Level 2 - medium | | Dry |
| | Level 3 - heavy | | Stop |
| | Level 4 - very heavy | | Skip |

Weekly manual cleaning:



- 1) Fan screen
 - Clean by hand with a slightly damp cloth and common household dishwashing liquid
- 2) Hygienic removable gasket
 - Wipe clean by hand using a soft cloth and common household dishwashing liquid
 - Wipe clean with a soft cloth and water
- 3) Door drip tray
 - Clean by hand using a soft cloth and common household dishwashing liquid
 - Wipe clean with a soft cloth and water

These instructions are meant to supplement the operating manual for your unit and should only be used together with it while observing all safety information and instructions.



For more information on the unit and on the cleaning schedule, please refer to the instructions!

Convotherm Elektrogeräte GmbH • Talstraße 35 • 82436 Eglfing, Germany