

# STEAM COIL DO-ALL COMPARTMENT COOKER WITH CABINET BASE



- SCDA-2
- SCDA-3

### OPERATION SHALL BE BY:

Steam coil heated steam boiler operating at 9-11 psi (62-76 kPa) .

The boiler shall be equipped for operation on incoming steam pressure of 25-45 psi (170-310 kPa) with a flow of 200 lbs. (90 kg) per hour.

The controls shall be equipped for operation on 115 VAC, 1 Phase, 60 Hz.

### Standard Features

- Water Treatment System
- Automatic boiler blowdown
- Two water lines (boiler feed and condensate)
- Four adjustable flanged feet

### OPTIONS & ACCESSORIES AT ADDITIONAL COST

- |  |  |  |
|--|--|--|
| <input type="checkbox"/> 220 or 240 VAC, 1 Phase ,50 Hz (GBVS-1) | <input type="checkbox"/> Ball float trap (BFT)                             | <input type="checkbox"/> Double pantry 68" spray hose and bracket (DP-RSH) |
| <input type="checkbox"/> Load compensate timer (LCT)             | <input type="checkbox"/> Water in "Y" strainer (condenser feed)            | <input type="checkbox"/> Sheet pan support (SPS-PC)                        |
| <input type="checkbox"/> Stainless steel back panel (SSB-)       | <input type="checkbox"/> Single pantry 68" spray hose and bracket (SP-RSH) | <input type="checkbox"/> Wire shelf rack (SSR-PC)                          |
| <input type="checkbox"/> Stainless steel frame (SSF-)            |  |  |
| <input type="checkbox"/> Correctional package                    |  |  |

### STANDARD CONSTRUCTION SPECIFICATIONS

Shall be a Crown Model SCDA-2 or SCDA-3, pressure compartment cooker with top compartment selectable switch to operate in pressureless free venting mode, regenerative steam coil boiler, c-CSA-us and NSF Certified, ASME code stamped, National Board registered.

The cooker shall be constructed of all-welded type 304 #4 finish stainless steel.

The doors shall be of all welded one piece welded stainless steel outer shell with a removable inner liner of aluminum plate with full perimeter gasket seal with a wheel-and-screw closing mechanism.

The doors shall open a full 180° and latch upon closing.

The compartments shall have a clear opening of 10-1/4" x 26-3/8" (260 mm x 670 mm).

Compartment operation shall be at a maximum pressure of 6 p.s.i. (41 kPa).

Each compartment shall be provided with universal pan supports.

Each optional sliding shelf will support two full size (1/1 gastronorm) pans.

The control housing shall be constructed of #4 finish stainless steel with a full-access removable panel.

Each compartment shall be independently controlled by an automatic timer control with visible and audible signals.

At the end of the cooking cycle the controls automatically shut off incoming steam, vent pressure and drain condensate from the compartment with a continuous audible signal until turned off manually.

The compartment cooker shall be mounted on a cabinet base with full perimeter angle frame, reinforced counter, regenerative steam coil boiler mounted complete with controls, hinged doors and 6" (152 mm) stainless steel legs fitted with 4 adjustable flanged feet.

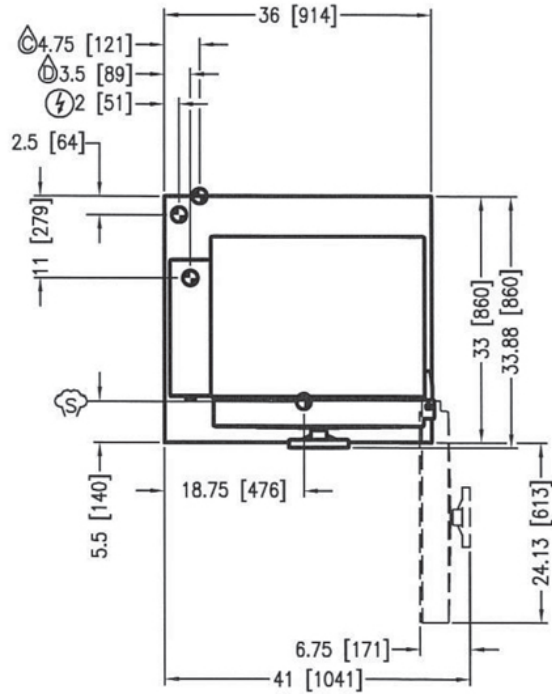
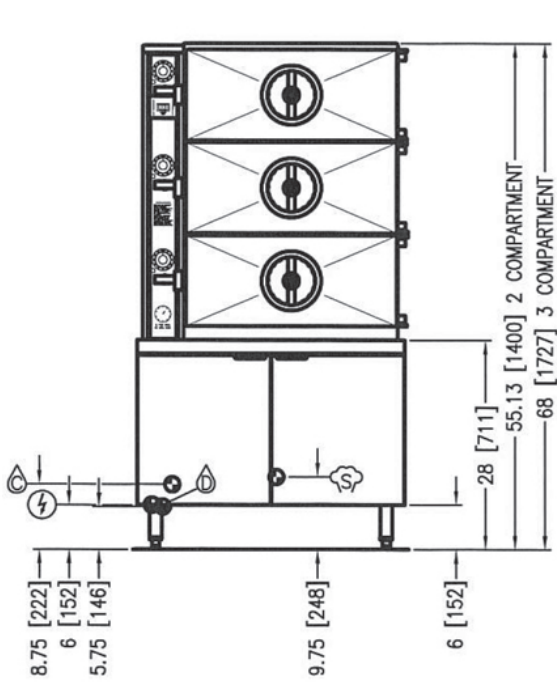
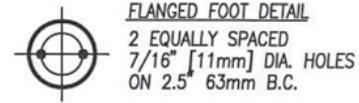
Exterior shall be stainless steel #4 finish with removable side panels for easy access to boiler.

**\*SEE REVERSE SIDE OF SPEC SHEET FOR WATER TREATMENT SYSTEM STATEMENTS\***



Approval Notes: \_\_\_\_\_

\_\_\_\_\_



IN (mm)

**SERVICE CONNECTIONS**

- ⚡ – ELECTRICAL CONNECTION: 1/2" conduit connection to controls. 2 AMPS per compartment, 120-60-1 or 220-50-1.
- Ⓒ – COLD WATER: 3/8" O.D. tubing at 25-50 PSI (170-345 kPa).
- Ⓓ – DRAIN: 2" IPS piped to open floor drain. No solid connection.
- Ⓢ – STEAM SUPPLY: 3/4" female pipe connection for steam supply 25-45 PSI (170-310 kPa)\*

\* Pressure reducing valve is required if incoming pressure exceeds 50 PSI (345 kPa)

**COMPARTMENT PAN CAPACITY**

MODEL	COMPARTMENTS	CAPACITY
SCDA-2	2	8-16 Pans
SCDA-3	3	12-24 Pans

**WATER QUALITY STATEMENT**

Water is the essential ingredient in steam equipment, water quality is the major factor affecting the performance of your appliance. Crown Steam Group offers a Comprehensive Water Treatment System which exceeds our minimum water requirements. Proof of installation and proper cartridges replacement is required for warranty coverage. Water supply to Crown Steam Group steamers must be within these guidelines.

- Total dissolved solids ..... Less than 60 PPM
- Total alkalinity ..... Less than 20 PPM
- Silica ..... Less than 13 PPM
- Chlorine ..... Less than 1.5 PPM
- pH Factor ..... 6.8 - 7.3

Water which does not meet these standards should be treated with the installation of Middleby's Water Treatment System. Call 919-762-1000 if you have questions concerning your water meeting these parameters.

\*Failure or malfunction of this appliance due to poor water quality is not covered under warranty.

Reference [www.crownsteamgroup.com](http://www.crownsteamgroup.com) for complete warranty details and instructions.

**INTENDED FOR COMMERCIAL USE ONLY.  
NOT FOR HOUSEHOLD USE.**

