



Electronic Sensor Faucets



Where **passion** meets **precision.**[™]



Quick Ship

Take advantage of Krowne's Quick Ship sensor faucet models guaranteed to ship within 24 hours to meet on-site production deadlines. These complete kits include a battery powered control module, mechanical mixing valve, and (3) flexible supply hoses.



All Royal Series Electronic Sensor Faucets are backed by a 3 year warranty.

Krowne
100 Haul Rd. Wayne, NJ 07470
krowne.com



Contents

For over 70 years, Krowne has designed and manufactured high caliber products for commercial buildings and institutions. Our dedication to providing unparalleled service to every customer is what separates Krowne from the competition. From specification to installation and operation, you can count on Krowne every step of the way.

06 | **16-196 Series**
Lavatory Single Hole Deck Mount

07 | **16-197 Series**
Lavatory 4" Center Deck Mount

08 | **16-654 Series**
Lavatory Single Hole Deck Mount

10 | **16-649 Series**
Lavatory Single Hole Deck Mount

10 | **16-650 Series**
Lavatory Single Hole Deck Mount

12 | **Wall Mount Sensor Faucets**
Including Hand Sink Packages

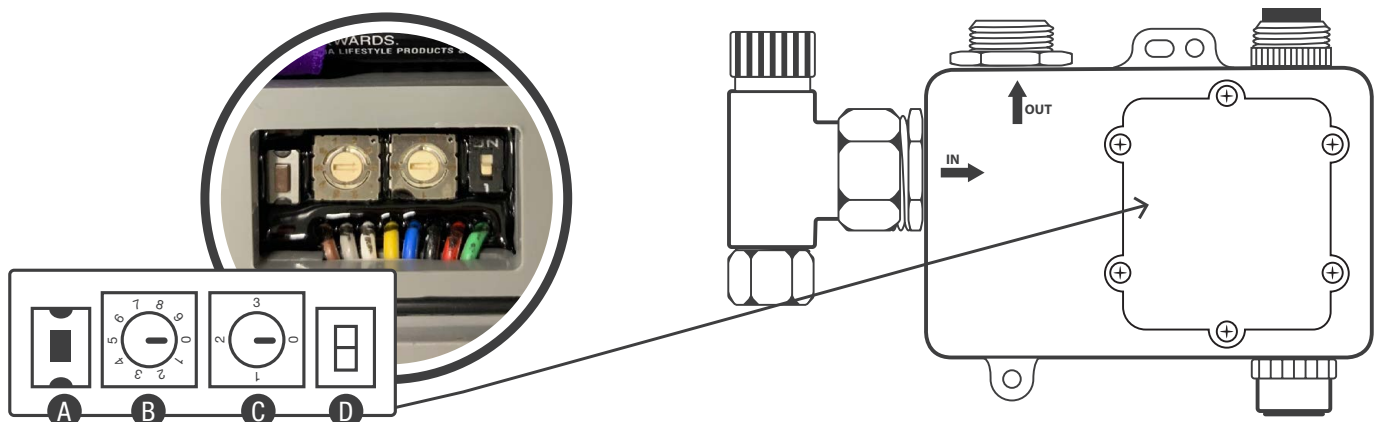
14 | **Components & Accessories**
for Electronic Sensor Faucets

Control Module Technology

Krowne flow control settings are intended to fit the needs of any application. Educational, healthcare, and retail facilities require various settings to ensure proper water usage and maintenance capabilities.

Adjustable Flow Control Settings:

- A Sensor Range Adjustment:** Set sensor range to optimal distance for faucet activation
- B Auto Time-Out:** Decide on the maximum time water should be running for one cycle
- C Shut-Off Delay:** Determine the time before water shuts off after hands are removed from the faucet
- D Auto Flush:** Prevent bacteria, lead and copper buildup in stagnant water by automatically flushing plumbing lines every 12 hours



Configure a faucet to your specifications today. Visit [krowne.com](https://www.krowne.com) or scan the QR for quick access.





16-196 Series



Single Hole - 0.5 GPM

Model	Outlet	Includes
16-196 <i>QuickShip</i>	ML	Control Module, MMV, (3) Supply Hoses
16-196-M-A-K3	ML	Control Module, MMV, AC Adapter, (3) Supply Hoses
16-196-T-L2	VR ML	Control Module, TMV, (3) Supply Hoses
16-196-T-A-L2	VR ML	Control Module, TMV, AC Adapter (3) Supply Hoses
16-196-L2	VR ML	Control Module
16-196-A-K3	ML	Control Module, AC Adapter



4" Deck Plate - 0.5 GPM

Model	Outlet	Includes
16-196P <i>QuickShip</i>	ML	Control Module, MMV, (3) Supply Hoses
16-196P-M-A-K3	ML	Control Module, MMV, AC Adapter, (3) Supply Hoses
16-196P-T-L2	VR ML	Control Module, TMV, (3) Supply Hoses
16-196P-T-A-L2	VR ML	Control Module, TMV, AC Adapter (3) Supply Hoses
16-196P-L2	VR ML	Control Module
16-196P-A-K3	ML	Control Module, AC Adapter

Index

Mixing Valves

MMV = Mechanical Mixing Valve

TMV = Thermostatic Mixing Valve

Outlets

ML = Multi-Laminar Spray

VR ML = Vandal Resistant Multi-Laminar Spray

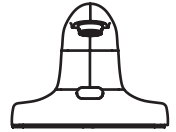
For additional options visit krowne.com



8" Deck Plate - 0.5 GPM

Model	Outlet	Includes
16-196P8 <i>QuickShip</i>	ML	Control Module, MMV, (3) Supply Hoses
16-196P8-M-A-K3	ML	Control Module, MMV, AC Adapter, (3) Supply Hoses
16-196P8-T-L2	VR ML	Control Module, TMV, (3) Supply Hoses
16-196P8-T-A-L2	VR ML	Control Module, TMV, AC Adapter (3) Supply Hoses
16-196P8-L2	VR ML	Control Module
16-196P8-A-K3	ML	Control Module, AC Adapter

16-197 Series



Index

Mixing Valves

MMV = Mechanical Mixing Valve

TMV = Thermostatic Mixing Valve

Outlets

ML = Multi-Laminar Spray

VR ML = Vandal Resistant Multi-Laminar Spray

For additional options visit krowne.com



4" Center Deck Mount - 0.5 GPM

Model	<i>QuickShip</i>	Outlet	Includes
16-197		ML	Control Module, MMV, (3) Supply Hoses
16-197-M-A-K3		ML	Control Module, MMV, AC Adapter, (3) Supply Hoses
16-197-T-L2		VR ML	Control Module, TMV, (3) Supply Hoses
16-197-T-A-L2		VR ML	Control Module, TMV, AC Adapter (3) Supply Hoses
16-197-L2		VR ML	Control Module
16-197-A-K3		ML	Control Module, AC Adapter



16-654 Series



Single Hole - 0.5 GPM

Model	Outlet	Includes
16-654 <i>QuickShip</i>	ML	Control Module, MMV, (3) Supply Hoses
16-654-M-A-K3	ML	Control Module, MMV, AC Adapter, (3) Supply Hoses
16-654-T-L2	VR ML	Control Module, TMV, (3) Supply Hoses
16-654-T-A-L2	VR ML	Control Module, TMV, AC Adapter (3) Supply Hoses
16-654-L2	VR ML	Control Module
16-654-A-K3	ML	Control Module, AC Adapter



4" Deck Plate - 0.5 GPM

Model	Outlet	Includes
16-654P <i>QuickShip</i>	ML	Control Module, MMV, (3) Supply Hoses
16-654P-M-A-K3	ML	Control Module, MMV, AC Adapter, (3) Supply Hoses
16-654P-T-L2	VR ML	Control Module, TMV, (3) Supply Hoses
16-654P-T-A-L2	VR ML	Control Module, TMV, AC Adapter (3) Supply Hoses
16-654P-L2	VR ML	Control Module
16-654P-A-K3	ML	Control Module, AC Adapter



8" Deck Plate - 0.5 GPM

Model	Outlet	Includes
16-654P8 <i>QuickShip</i>	ML	Control Module, MMV, (3) Supply Hoses
16-654P8-M-A-K3	ML	Control Module, MMV, AC Adapter, (3) Supply Hoses
16-654P8-T-L2	VR ML	Control Module, TMV, (3) Supply Hoses
16-654P8-T-A-L2	VR ML	Control Module, TMV, AC Adapter (3) Supply Hoses
16-654P8-L2	VR ML	Control Module
16-654P8-A-K3	ML	Control Module, AC Adapter

Power to Choose

Krowne's Royal Series control module is battery operated for quick and easy touch-free upgrades to existing facilities where manual faucets are found. Facilities have the option to install a plug-in AC Adapter, providing a reliable power source and reducing the need for routine maintenance. Installing 2-8 faucets? Utilize our standard AC Adapter with Daisy Chain Y-splitter cables and extensions to maintain a clean installation that requires only (1) 120VAC outlet.



AC Plug-in

Ideal for high volume applications where power outlets are accessible to minimize routine maintenance



Battery Power

Standard Quick-Ship models include (4) AA batteries, a great option for retrofit installations



Hydro Generator

Eliminates the need for batteries by generating power from water flow





Healthcare Hygiene

Healthcare facilities of all types have reinforced the need for sensor operated faucets to prevent the spread of bacteria and other harmful pathogens. Installing touch-free sensor faucets can reduce the risk of illness and infection for healthcare workers and patients in care.

Index

Mixing Valves

MMV = Mechanical Mixing Valve

TMV = Thermostatic Mixing Valve

Outlets

ML = Multi-Laminar Spray

VR LF = Vandal Resistant Laminar Flow

A = Aerator

For additional options visit krowne.com

16-649 / 16-650 Series



Single Hole - 0.5 GPM / *1.5 GPM

16-649 Spout Size: 4-1/2"W Rigid Gooseneck

Model	Outlet	Includes
16-649 <i>QuickShip</i>	A*	Control Module, MMV, (3) Supply Hoses
16-649-M-A-I3	ML	Control Module, MMV, AC Adapter, (3) Supply Hoses
16-649-T-H4	VR LF*	Control Module, TMV, (3) Supply Hoses
16-649-T-A-H4	VR LF*	Control Module, TMV, AC Adapter (3) Supply Hoses
16-649-H4	VR LF*	Control Module
16-649-A-I3	ML	Control Module, AC Adapter



Single Hole - 0.5 GPM / *1.5 GPM

16-650 Spout Size: 6"W Rigid Gooseneck

Model	Outlet	Includes
16-650 <i>QuickShip</i>	A*	Control Module, MMV, (3) Supply Hoses
16-650-M-A-I3	ML	Control Module, MMV, AC Adapter, (3) Supply Hoses
16-650-T-H4	VR LF*	Control Module, TMV, (3) Supply Hoses
16-650-T-A-H4	VR LF*	Control Module, TMV, AC Adapter (3) Supply Hoses
16-650-H4	VR LF*	Control Module
16-650-A-I3	ML	Control Module, AC Adapter



4" Deck Plate - 0.5 GPM / *1.5 GPM

Model	Outlet	Includes
16-649P <i>QuickShip</i>	A*	Control Module, MMV, (3) Supply Hoses
16-649P-M-A-I3	ML	Control Module, MMV, AC Adapter, (3) Supply Hoses
16-649P-T-H4	VR LF*	Control Module, TMV, (3) Supply Hoses
16-649P-T-A-H4	VR LF*	Control Module, TMV, AC Adapter (3) Supply Hoses
16-649P-H4	VR LF*	Control Module
16-649P-A-I3	ML	Control Module, AC Adapter



4" Deck Plate - 0.5 GPM / *1.5 GPM

Model	Outlet	Includes
16-650P <i>QuickShip</i>	A*	Control Module, MMV, (3) Supply Hoses
16-650P-M-A-I3	ML	Control Module, MMV, AC Adapter, (3) Supply Hoses
16-650P-T-H4	VR LF*	Control Module, TMV, (3) Supply Hoses
16-650P-T-A-H4	VR LF*	Control Module, TMV, AC Adapter (3) Supply Hoses
16-650P-H4	VR LF*	Control Module
16-650P-A-I3	ML	Control Module, AC Adapter



8" Deck Plate - 0.5 GPM / *1.5 GPM

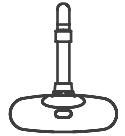
Model	Outlet	Includes
16-649P8 <i>QuickShip</i>	A*	Control Module, MMV, (3) Supply Hoses
16-649P8-M-A-I3	ML	Control Module, MMV, AC Adapter, (3) Supply Hoses
16-649P8-T-H4	VR LF*	Control Module, TMV, (3) Supply Hoses
16-649P8-T-A-H4	VR LF*	Control Module, TMV, AC Adapter (3) Supply Hoses
16-649P8-H4	VR LF*	Control Module
16-649P8-A-I3	ML	Control Module, AC Adapter



8" Deck Plate - 0.5 GPM / *1.5 GPM

Model	Outlet	Includes
16-650P8 <i>QuickShip</i>	A*	Control Module, MMV, (3) Supply Hoses
16-650P8-M-A-I3	ML	Control Module, MMV, AC Adapter, (3) Supply Hoses
16-650P8-T-H4	VR LF*	Control Module, TMV, (3) Supply Hoses
16-650P8-T-A-H4	VR LF*	Control Module, TMV, AC Adapter (3) Supply Hoses
16-650P8-H4	VR LF*	Control Module
16-650P8-A-I3	ML	Control Module, AC Adapter

Wall Mount Faucets



Krowne electronic sensor faucets and hand sink packages are an ideal option for retrofitting hand wash stations in many commercial applications. As the demand for touch-free solutions continues to rise, you can count on Krowne for your desired hand wash station needs.



16-670 Series - 2.20 GPM

4-1/2" Double Bend Spout, Brushed Nickel Finish

Model	Aerator	Includes
16-670 <i>QuickShip</i>	2.20 GPM	Control Module, MMV, (3) Supply Hoses
16-670-M-A-M2	2.20 GPM	Control Module, MMV, AC Adapter, (3) Supply Hoses
16-670-T-M2	2.20 GPM	Control Module, TMV, (3) Supply Hoses
16-670-T-A-M2	2.20 GPM	Control Module, TMV, AC Adapter (3) Supply Hoses
16-670-M2	2.20 GPM	Control Module
16-649P-A-M2	2.20 GPM	Control Module, AC Adapter

Available Hand Sink Packages:



HS-67



HS-68



HS-64



16-675 - 2.20 GPM

Brushed Nickel Finish

Model	Aerator	Includes
16-675 <i>QuickShip</i>	2.20 GPM	Control Module, MMV, (3) Supply Hoses

Available Hand Sink Packages:



HS-69



HS-70



16-190

16-190 Series - 2.20 GPM

16-190: 4-1/2" Wide Gooseneck Spout

16-191: 6" Wide Gooseneck Spout

16-192: 6" Swing Spout

Model	Aerator	Includes
16-190	<i>QuickShip</i> 2.20 GPM	Control Module, MMV, (3) Supply Hoses
16-191	<i>QuickShip</i> 2.20 GPM	Control Module, MMV, (3) Supply Hoses
16-192	<i>QuickShip</i> 2.20 GPM	Control Module, MMV, (3) Supply Hoses

Available Hand Sink Packages:



HS-11



Components & Accessories

No matter the application, Krowne sensor faucets can be built to the needs of various project specifications. Offering mixing valves, power choices, retro-fit deck plates, and a variety of aerator and outlet options, we make it easy to configure the correct faucet each and every time.

Thermostatic Mixing Valve: Anti-scald devices are an important part of every new public restroom design. Our 16-405L thermostatic mixing valve complies with ASSE 1070 and meets plumbing code requirements for public lavatories.

Aerators and Outlets: Choose between numerous aerator and outlet options that range from 0.35 GPM to 2.20 GPM. These flow regulators are offered in both aerated and laminar stream patterns.



16-199

Control Module & Power Supply Options

Model	Part
16-198	Control Module
16-199	5.9VDC, 2A AC Adapter for up to 8 Faucets
16-501	Hydro Generator
16-513	Daisy Chain Y-Splitter Cable
16-514	Daisy Chain Extension Cable, 5' Length
16-516	6.5VDC, 2A Box Mount AC Adapter for up to 8 Faucets



16-189

Deck Plates

Model	Part
16-189	4" Deck Plate
16-186	8" Deck Plate



16-405L

Mixing Valves

Model	Part
16-402L	Mechanical Mixing Valve
16-405L	Thermostatic Mixing Valve (1070 ASSE approved)



H-121

Sensor Operated Soap Dispensers

Model	Part
H-121	Wall Mount Automatic Soap/Sanitizer Dispenser
H-122	Wall Mount Automatic Foam Soap Dispenser

Outlets



Aerated Stream



Laminar Flow Stream



Multi-Laminar Spray

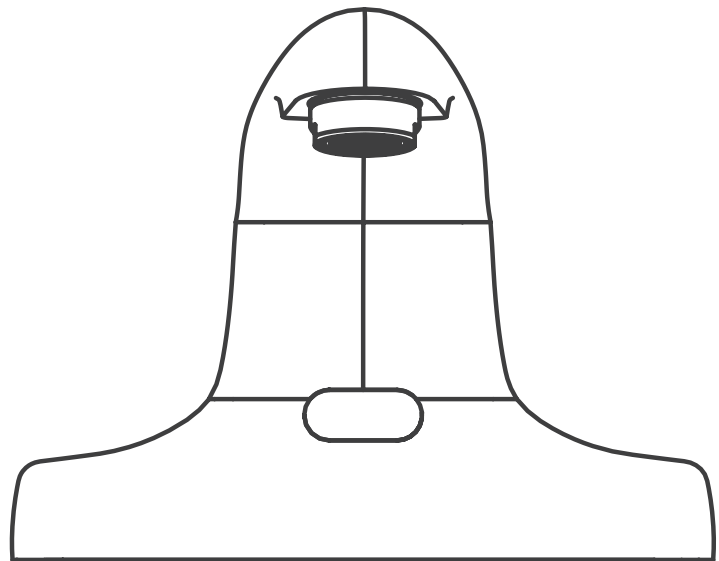
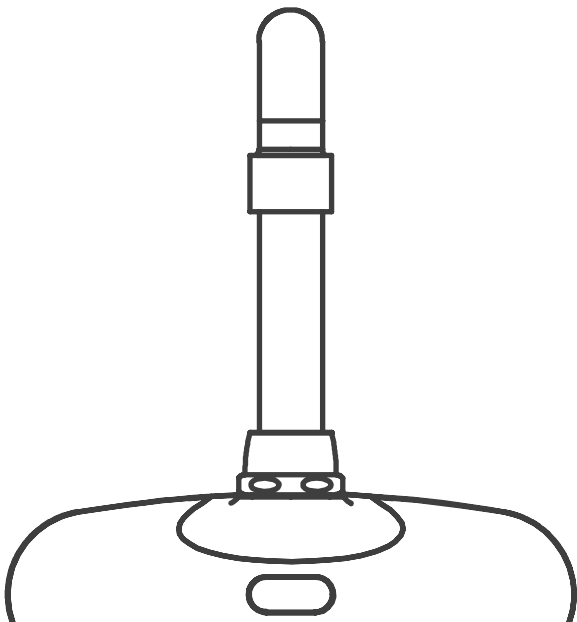
MasterSpec[®]

a product of The American Institute of Architects

Krowne has partnered with MasterSpec to offer customized specification text for architects, engineers, and design professionals. This simplifies the specification process and provides accurate, up-to-date resources for our industry partners.

**FILES AVAILABLE FOR
DOWNLOAD NOW**

Visit krowne.com/master-spec/





ORDERS


orders@krowne.com


QUESTIONS


customerservice@krowne.com


SALES


sales@krowne.com


 [@krownemetal](https://www.instagram.com/krownemetal)

 [facebook.com/krownemetal](https://www.facebook.com/krownemetal)

 [@krownemetal](https://www.twitter.com/krownemetal)

 [@krowne](https://www.linkedin.com/company/krowne)

 800.631.0442

 [krowne.com](http://www.krowne.com)