

APPLICATION:

PRODUCT NAME:
 SINGLE PEDAL CONTROL VALVE FLOOR MOUNT

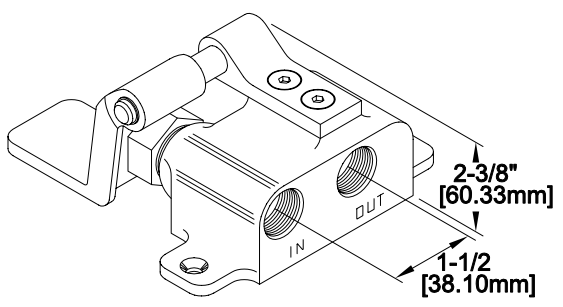
JOB NAME:

SPECIAL CONFIGURATION
 CHECK BASE MODEL AND OPTIONS

QUANTITY:

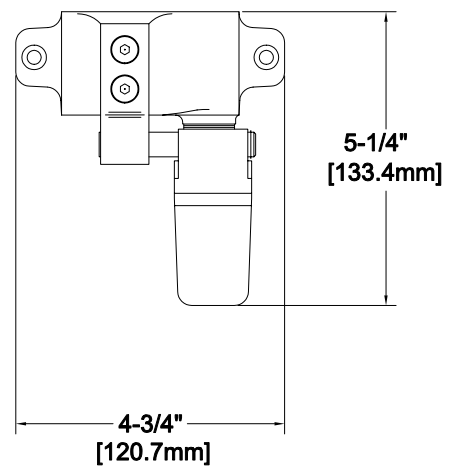
ITEM NO.

MODEL:
 3070



OPTIONS OR MODIFICATIONS:

- SUPPLY LINES (24" OR 36") CIRCLE LENGTH
- NIPPLES
- ELBOWS
- HANDLES (CROSS OR WRIST) CIRCLE STYLE
- VANDAL RESISTANT KIT
- OTHER _____



FEATURES

- * PEDAL ANODIZED ALUMINUM
- * CYLINDER CLOSING WITH WATER FLOW
- * POLISHED CHROME

RECOMMENDED SETTINGS

- * 110°F AT 80 PSI

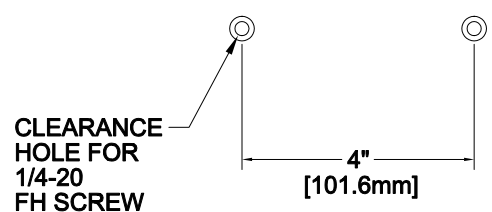
SYSTEM LIMITS

- * TEMP: 40°F MIN. TO 140°F MAX.
- * PRESSURE 200 PSI MAX. STATIC

SHIPPING WEIGHT

- * 2.75 LBS

ROUGH-IN:



ANSI/A112.18.1M

FISHER
 FISHER MANUFACTURING COMPANY
 TOLL FREE: 800-421-6162 - FAX: 800-832-8238
 information@fisher-mfg.com - www.fisher-mfg.com