



Architect/Engineering Specifications:

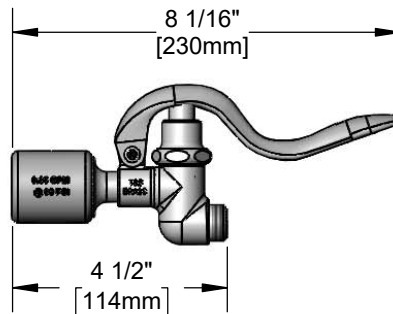
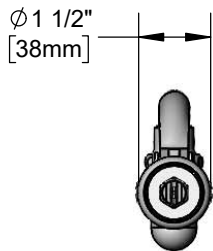
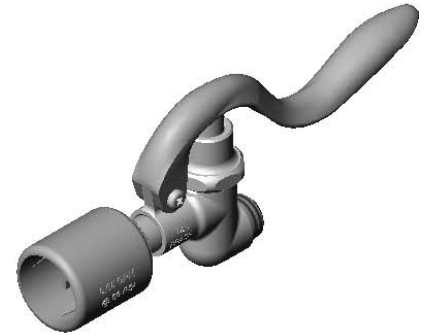
0.65 GPM low flow spray valve, polished chrome plated brass body with rubber bumper and 3/4-14 UN male inlet. Certified to ASME A112.18.1/CSA B125.1, NSF 61-Section 9 and NSF 372. 2019 DOE PRSV - Class I compliant.

Job Name _____

Model Specified _____ Quantity _____

Variations Specified _____

Date _____



Features & Benefits:

- Designed for heavy-duty use in industrial kitchens
- 0.65 GPM low flow spray valve
- Shuts off when handle is released
- Hold down ring
- 3/4-14UN male inlet fitting
- Material: Polished chrome plated brass body and rubber bumper

Product Compliance:

- ASME A112.18.1 / CSA B125.1
- NSF 61 - Section 9
- NSF 372 (Low Lead Content)
- 2019 DOE PRSV - Class I

Warranty: One Year (Limited)

Performance Data:

- Pressure: 20 - 125 psi
- Temperature: 40 °F - 140 °F
- Flow Rate: 0.65 GPM (2.5 Lpm) @ 60 psi
- Spray Force: 4.4 Ozf (125 Gramf)

