

SUPER PAN 3[®] & ACCESSORIES









THE WORLDWIDE PAN

- EN631-1 compliant for worldwide use
- Sturdy 22-gauge (.8 mm), 300 series stainless steel
- Anti-jamming lugs and reinforced spouted-shape corners
- NSF[®]-certified solid and slotted covers
- All accessories are specifically designed to serve the European market



Super Pan 3 Stainless Steel Pans

PAN SIZE AND DIMENSIONS	ITEM #	DEPTH IN (MM)	BRIMFUL CAPACITY QT (L)	PAN CASE LOT	SOLID COVER	SLOTTED COVER	WIRE GRATE	FALSE BOTTOM	CASE LOT
 FULL-SIZE 20 ⁷ / ₁₆ x 12 ¹³ / ₁₆ in. 530 X 325 mm ¹ / ₄	90002	³ / ₄ (20)	Tray	6	—	—	74100*	70100	6
	90012	1 ¹ / ₂ (40)	5.7 (5.4)	6	93100	94100	74100*	70100	6
	90052	2 (55)	7.7 (7.3)	6	93100	94100	74100*	70100	6
	90022	2 ¹ / ₂ (65)	9 (8.5)	6	93100	94100	74100*	70100	6
	90042	4 (100)	14.2 (13.4)	6	93100	94100	74100*	70100	6
	90062	6 (150)	20.1 (19.9)	6	93100	94100	74100*	70100	6
 TWO-THIRDS SIZE 13 ⁵ / ₁₆ x 12 ¹³ / ₁₆ in. 354 x 325 mm ² / ₃	90082	8 (200)	27.5 (26.1)	3	93100	94100	74100*	70100	6
	90102	³ / ₄ (20)	Tray	6	—	—	—	70110	6
	90112	1 ¹ / ₂ (40)	3.6 (3.4)	6	93110	—	—	70110	6
	90122	2 ¹ / ₂ (65)	5.7 (5.4)	6	93110	—	—	70110	6
	90142	4 (100)	8.5 (8)	6	93110	—	—	70110	6
	90162	6 (150)	12.6 (11.9)	3	93110	—	—	70110	6
 HALF-SIZE 12 ⁵ / ₁₆ x 10 ⁷ / ₁₆ in. 325 x 265 mm ¹ / ₂	90182	8 (200)	16.4 (15.5)	3	93110	—	—	70110	6
	90202	³ / ₄ (20)	Tray	6	—	—	74200*	70200	6
	90212	1 ¹ / ₂ (40)	2.6 (2.4)	6	93200	94200	74200*	70200	6
	90252	2 (55)	3.5 (3.3)	6	93200	94200	74200*	70200	6
	90222	2 ¹ / ₂ (65)	4 (3.8)	6	93200	94200	74200*	70200	6
	90242	4 (100)	6.3 (6)	6	93200	94200	74200*	70200	6
 HALF-LONG SIZE 20 ⁷ / ₁₆ x 6 ³ / ₁₆ in. 530 x 162 mm ³ / ₄	90262	6 (150)	9.4 (8.9)	6	93200	94200	74200*	70200	6
	90282	8 (200)	12.2 (11.6)	3	93200	94200	74200*	70200	6
	90502	³ / ₄ (20)	Tray	6	—	—	—	70500	6
	90512	1 ¹ / ₄ (30)	2.5 (2.4)	6	93500	94500	—	70500	6
	90552	2 (55)	3.3 (3.1)	6	93500	94500	—	70500	6
	90522	2 ¹ / ₂ (65)	3.9 (3.7)	6	93500	94500	—	70500	6
 THIRD-SIZE 6 ⁵ / ₁₆ x 12 ¹³ / ₁₆ in. 176 x 325 mm ¹ / ₃	90542	4 (100)	6 (5.7)	3	93500	94500	—	70500	6
	90562	6 (150)	8.7 (8.2)	3	93500	94500	—	70500	6
	90302	³ / ₄ (20)	Tray	6	—	—	74300*	70300	6
	90312	1 ¹ / ₂ (40)	1.7 (1.6)	6	93300	94300	74300*	70300	6
	90352	2 (55)	2.1 (2)	6	93300	94300	74300*	70300	6
	90322	2 ¹ / ₂ (65)	2.5 (2.4)	6	93300	94300	74300*	70300	6
	90342	4 (100)	3.9 (3.7)	6	93300	94300	74300*	70300	6
	90362	6 (150)	5.8 (5.5)	6	93300	94300	74300*	70300	6
	90382	8 (200)	7.5 (7.1)	3	93300	94300	74300*	70300	6

*Imported, not NSF
For pan layouts, see page 94.

Product selection continues on next two pages