



Project _____

Item No. _____

Quantity _____

RECTANGULAR SINAQUA™ Drop-in Waterless Buffet Warmer



Two-sensor unit includes two controllers



Three and six-sensor units include three controllers

PERFORMANCE

The CookTek® Drop-in SinAqua™ is a waterless buffet warmer featuring an aluminum housing and a high-impact polycarbonate interior surface. The SinAqua™ requires no water lines or drains and has precise temperature holding for each pan to maximize food quality. Each unit is programmed with an automatic pan detection feature to ensure maximum and efficient warming of induction-compatible pans.*

FEATURES

- Available in the following configurations
 - 2.5" depth available with two sensors
 - 4" depth available with two, three, or six sensors
 - 6" depth available with two, three or six sensors
- Number of sensors determines what pans can be accommodated
 - Two sensors (two temperature zones/two controllers) can accommodate standard hotel or gastrorm pan or up to two half-size pans
 - Three sensors (three temperature zones/three controllers) can accommodate standard hotel or gastrorm pan or up to three 1/3 pans
 - Six sensors (three temperature zones/three controllers) can accommodate standard hotel or gastrorm pan, up to three 1/3 pans, or up to six 1/6 pans
- Waterless design – no water or drains needed
- Drop-in design with aluminum housing and a high-impact, easy-to-clean polycarbonate interior surface
- Four standard set temperatures with more temperatures available via controller
- LED display
- Automatic pan detection allows for instant energy transmission to pan; almost no energy consumption when pan is not present
- Lock feature prevents unwanted setting changes
- Microprocessor monitors vital components to check for overheating, power supply issues, and more
- Standard Cat 5e or Cat 6 patch cable from unit to control box included
- Available in 100–120 VAC or 200–240 VAC, single phase
- Includes plug and cord (6 ft. nominal)
- One-year limited parts and labor warranty – U.S. and Canada

ACCESSORIES (NOT INCLUDED)

- Stainless Steel Countertop Housing for Two-Sensor Unit (Part # 302049)
- Stainless Steel Countertop Housing for Three and Six-Sensor Units (Part # 302050)



302049



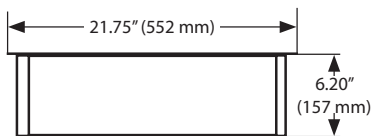
302050

CERTIFICATIONS

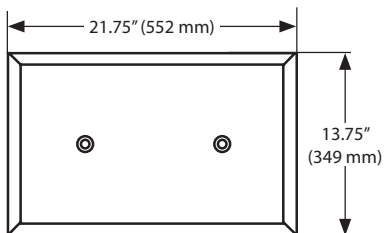


*SinAqua Drop-in Buffet Warmers are designed to be used with induction-compatible pans.

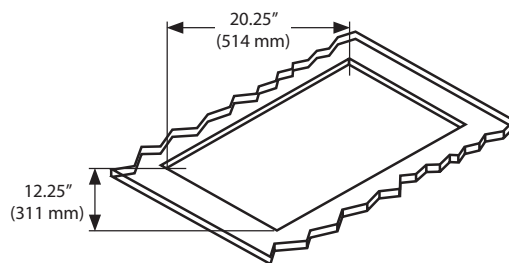
It is the owner and installer's responsibility to comply with all local codes. CookTek reserves the right to make substitutions of components or change specifications without prior notice.



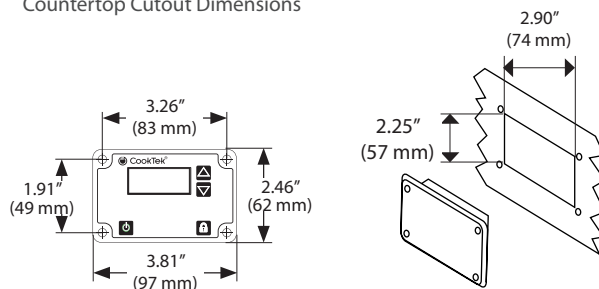
2.5" Depth Side View



Two (2) Sensor Top View



Countertop Cutout Dimensions



Controls Cutout Dimensions (Two-Sensor Unit Includes Two Controllers)

| 2.5" DEPTH DIMENSIONS | | |
|--------------------------|-----------------|---------|
| Full Unit Height | 6.20" | 157 mm |
| Full Unit Width | 13.75" | 349 mm |
| Full Unit Depth | 21.75" | 552 mm |
| Internal (Usable) Height | 2.5" | 64 mm |
| Internal (Usable) Width | 12.26" | 311 mm |
| Internal (Usable) Depth | 20.18" | 513 mm |
| Cutout Width | 12.25" | 311 mm |
| Cutout Depth | 20.25" | 514 mm |
| Weight | 17 lb. | 7.7 kg |
| CLEARANCE | | |
| Front | 2" | 51 mm |
| Sides | 2" | 51 mm |
| Rear | 2" | 51 mm |
| Below | 6" | 152 mm |
| SHIPPING INFORMATION | | |
| Packaged Height | 12" | 305 mm |
| Packaged Width | 18" | 457 mm |
| Packaged Depth | 24" | 610 mm |
| Packaged Weight | 25.9 lb. | 11.7 kg |
| Item Class | 250 NMFC #26710 | |

| ELECTRICAL SPECIFICATIONS (SINGLE PHASE) | | | |
|--|--------|----------------------------|------------|
| UNITED STATES/CANADA | | | |
| 2 Sensor (IHW061-22) | 635701 | 100-120 V, 50/60 Hz, 650 W | NEMA 5-15P |
| 2 Sensor (IHW062-22) | 635801 | 200-240 V, 50/60 Hz, 650 W | NEMA 6-20P |

Dedicated circuit required for each installation.

NEMA 5-15P

NEMA 6-20P