



Project _____

Item No. _____

Quantity _____

RECTANGULAR SINAQUA™ Drop-in Waterless Buffet Warmer



Two-sensor unit includes two controllers



Three and six-sensor units include three controllers

PERFORMANCE

The CookTek® Drop-in SinAqua™ is a waterless buffet warmer featuring an aluminum housing and a high-impact polycarbonate interior surface. The SinAqua™ requires no water lines or drains and has precise temperature holding for each pan to maximize food quality. Each unit is programmed with an automatic pan detection feature to ensure maximum and efficient warming of induction-compatible pans.*

FEATURES

- Available in the following configurations
 - 2.5" depth available with two sensors
 - 4" depth available with two, three, or six sensors
 - 6" depth available with two, three or six sensors
- Number of sensors determines what pans can be accommodated
 - Two sensors (two temperature zones/two controllers) can accommodate standard hotel or gastrorm pan or up to two half-size pans
 - Three sensors (three temperature zones/three controllers) can accommodate standard hotel or gastrorm pan or up to three 1/3 pans
 - Six sensors (three temperature zones/three controllers) can accommodate standard hotel or gastrorm pan, up to three 1/3 pans, or up to six 1/6 pans
- Waterless design – no water or drains needed
- Drop-in design with aluminum housing and a high-impact, easy-to-clean polycarbonate interior surface
- Four standard set temperatures with more temperatures available via controller
- LED display
- Automatic pan detection allows for instant energy transmission to pan; almost no energy consumption when pan is not present
- Lock feature prevents unwanted setting changes
- Microprocessor monitors vital components to check for overheating, power supply issues, and more
- Standard Cat 5e or Cat 6 patch cable from unit to control box included
- Available in 100–120 VAC or 200–240 VAC, single phase
- Includes plug and cord (6 ft. nominal)
- One-year limited parts and labor warranty – U.S. and Canada

ACCESSORIES (NOT INCLUDED)

- Stainless Steel Countertop Housing for Two-Sensor Unit (Part # 302049)
- Stainless Steel Countertop Housing for Three and Six-Sensor Units (Part # 302050)



302049



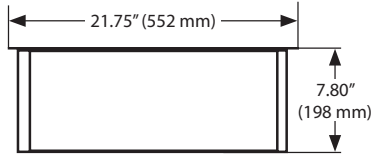
302050

CERTIFICATIONS

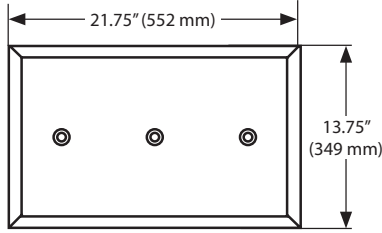


*SinAqua Drop-in Buffet Warmers are designed to be used with induction-compatible pans.

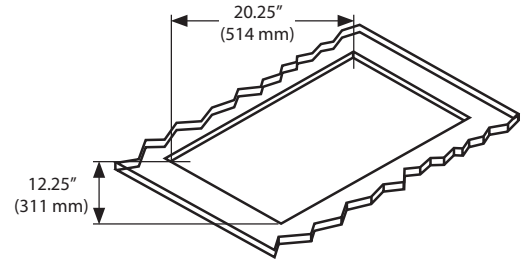
It is the owner and installer's responsibility to comply with all local codes. CookTek reserves the right to make substitutions of components or change specifications without prior notice.



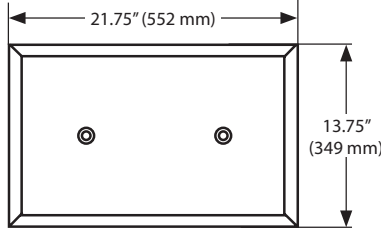
4" Depth Side View



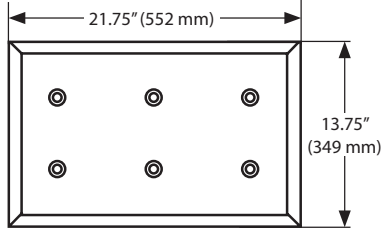
Three (3) Sensor Top View



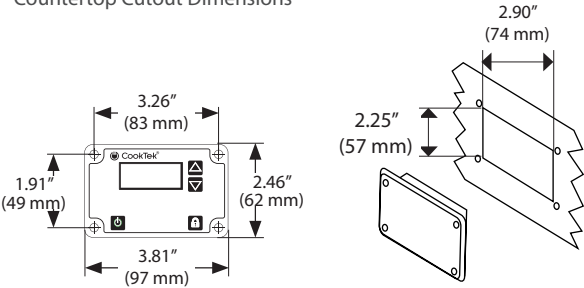
Countertop Cutout Dimensions



Two (2) Sensor Top View



Six (6) Sensor Top View



Controls Cutout Dimensions (Two-Sensor Unit Includes Two Controllers and Three and Six-Sensor Units Include Three Controllers)

4" DEPTH DIMENSIONS			
Full Unit Height	7.80"	198 mm	
Full Unit Width	13.75"	349 mm	
Full Unit Depth	21.75"	552 mm	
Internal (Usable) Height	4"	102 mm	
Internal (Usable) Width	12.26"	312 mm	
Internal (Usable) Depth	20.18"	513 mm	
Cutout Width	12.25"	311 mm	
Cutout Depth	20.25"	514 mm	
Weight	17 lb.	7.7 kg	
CLEARANCE			
Front	2"	51 mm	
Sides	2"	51 mm	
Rear	2"	51 mm	
Below	6"	152 mm	
SHIPPING INFORMATION			
Packaged Height	12"	305 mm	
Packaged Width	18"	457 mm	
Packaged Depth	24"	610 mm	
Packaged Weight	25.9 lb.	11.7 kg	
Item Class	250 NMFC #26710		
ELECTRICAL SPECIFICATIONS (SINGLE PHASE)			
UNITED STATES/CANADA			
2 Sensor (IHW061-24)	635501	100-120 V, 50/60 Hz, 650 W	NEMA 5-15P
2 Sensor (IHW062-24)	635601	200-240 V, 50/60 Hz, 650 W	NEMA 6-20P
3 Sensor (IHW061-34)	638201	100-120 V, 50/60 Hz, 650 W	NEMA 5-15P
3 Sensor (IHW062-34)	638401	200-240 V, 50/60 Hz, 650 W	NEMA 6-20P
6 Sensor (IHW061-64)	661601	100-120 V, 50/60 Hz, 650 W	NEMA 5-15P
6 Sensor (IHW062-64)	661701	200-240 V, 50/60 Hz, 650 W	NEMA 6-20P
UK/SAUDI ARABIA			
3 Sensor (IHW062-34)	638402	200-240 V, 50/60 Hz, 650 W	BS1363, 13A, 230V
6 Sensor (IHW062-64)	661702	200-240 V, 50/60 Hz, 650 W	BS1363, 13A, 230V

INTERNATIONAL			
3 Sensor (IHW062-34)	638403	200-240 V, 50/60 Hz, 650 W	CEE 7/7 Schuko, 16A, 250V
6 Sensor (IHW062-64)	661703	200-240 V, 50/60 Hz, 650 W	CEE 7/7 Schuko, 16A, 250V
AUSTRALIA			
3 Sensor (IHW062-34)	638404	200-240 V, 50/60 Hz, 650 W	AS/NZS 3112:2000, 10A, 250V
6 Sensor (IHW062-64)	661704	200-240 V, 50/60 Hz, 650 W	AS/NZS 3112:2000, 10A, 250V
SOUTH AFRICA			
3 Sensor (IHW062-34)	638407	200-240 V, 50/60 Hz, 650 W	BS 546, 16A, 250V
6 Sensor (IHW062-64)	661707	200-240 V, 50/60 Hz, 650 W	BS 546, 16A, 250V
ISRAEL			
3 Sensor (IHW062-34)	638408	200-240 V, 50/60 Hz, 650 W	SI 32, 16A, 250V
6 Sensor (IHW062-64)	661708	200-240 V, 50/60 Hz, 650 W	SI 32, 16A, 250V

Dedicated circuit required for each installation.

