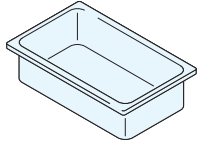


# CAMWEAR® FOOD PANS

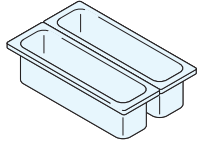


## FULL SIZE



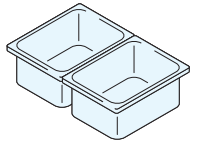
CONFIGURATIONS	PAN CODE	PAN DEPTH	APPROXIMATE CAPACITY
GN 1/1 12 <sup>3</sup> / <sub>4</sub> " x 20 <sup>7</sup> / <sub>8</sub> " (32,5 x 53 cm)	12CW	2 <sup>1</sup> / <sub>2</sub> " (6,5 cm)	8.9 qt.
	14CW	4" (10)	13.7
	16CW	6" (15)	20.6
	18CW	8" (20)	27
	10CWD	—	Drain shelf

## HALF SIZE LONG



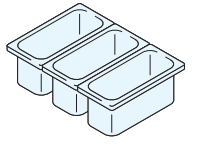
GN 1/2 Long 6 <sup>3</sup> / <sub>8</sub> " x 20 <sup>7</sup> / <sub>8</sub> " (16,2 x 53 cm)	22LPCW	2 <sup>1</sup> / <sub>2</sub> " (6,5)	3.2
	24LPCW	4" (10)	5.3
	20LPCWD	—	Drain shelf

## HALF SIZE



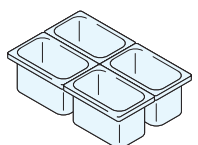
GN 1/2 10 <sup>7</sup> / <sub>16</sub> " x 12 <sup>3</sup> / <sub>4</sub> " (26,5 x 32,5 cm)	22CW	2 <sup>1</sup> / <sub>2</sub> " (6,5)	4.1
	24CW	4" (10)	6.3
	26CW	6" (15)	9.4
	28CW	8" (20)	12.4
	20CWD	—	Drain shelf

## ONE THIRD SIZE



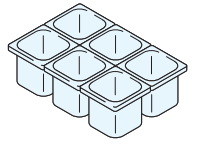
GN 1/3 6 <sup>15</sup> / <sub>16</sub> " x 12 <sup>3</sup> / <sub>4</sub> " (17,6 x 32,5 cm)	32CW	2 <sup>1</sup> / <sub>2</sub> " (6,5)	2.5
	34CW	4" (10)	3.8
	36CW	6" (15)	5.6
	38CW	8" (20)	7.3
	30CWD	—	Drain shelf

## QUARTER SIZE



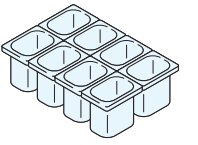
GN 1/4 6 <sup>3</sup> / <sub>8</sub> " x 10 <sup>7</sup> / <sub>16</sub> " (16,2 x 26,5 cm)	42CW	2 <sup>1</sup> / <sub>2</sub> " (6,5)	1.8
	44CW	4" (10)	2.7
	46CW	6" (15)	3.9
	40CWD	—	Drain shelf

## ONE SIXTH SIZE



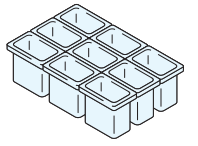
GN 1/6 6 <sup>3</sup> / <sub>8</sub> " x 6 <sup>15</sup> / <sub>16</sub> " (16,2 x 17,6 cm)	62CW	2 <sup>1</sup> / <sub>2</sub> " (6,5)	1.1
	64CW	4" (10)	1.6
	66CW	6" (15)	2.4
	60CWD	—	Drain shelf

## ONE EIGHTH SIZE



GN 1/8 6 <sup>5</sup> / <sub>16</sub> " x 5 <sup>3</sup> / <sub>16</sub> " (16,12 x 13,17 cm)	82CW*	2 <sup>1</sup> / <sub>2</sub> " (6,5)	0.7
	84CW	4" (10)	1.1
	86CW	6" (15)	1.5
	80CWD	—	Drain shelf

## ONE NINTH SIZE



GN 1/9 4 <sup>1</sup> / <sub>4</sub> " x 6 <sup>15</sup> / <sub>16</sub> " (10,8 x 17,6 cm)	92CW	2 <sup>1</sup> / <sub>2</sub> " (6,5)	0.6
	94CW	4" (10)	0.9
	96PCW	6" (15)	1.4
	90CWD	—	Drain shelf

Case Pack: 6.

InStock Color: Clear (135).

96PCW InStock Color: Clear (135), Black (110).

**Colors:** Clear (135), White (148), Black (110). \*82CW is not available in Black (110). 18CW, 28CW and Drain Shelves available in Clear (135) only.

All Camwear food pans are made of FDA approved materials. All Camwear food pans are designed to CEN Gastronorm Standard EN 631-1.



## Drain Shelves

- Keeps products out of liquids and promotes drainage.
- Available for all food pan sizes.



96PCW