



Camshelving® Premium Series

Stationary Starter & Add-On Units 4 Solid or 4 Vented and Solid Shelves (3 vented + 1 solid)

HEIGHT	DEPTHS	LENGTHS
1	3	8
64"	18" 21" 24"	24" 48" 30" 54" 36" 60" 42" 72"

- **Starter Units include:**
2 factory assembled post kits, 8 shelf traverses and shelf plates.
- **Add-On Units include:**
1 factory assembled post kit, 8 shelf traverses and shelf plates.

All units ship complete in 1 box, except 72" long units which ship in kits (post kits are unassembled) due to overall unit weight.



Features & Benefits

- Designed for use in high-volume operations with constant loading of heavy products and frequent daily deliveries.
- Use in walk-in coolers, freezers, dry storage, warewashing areas, loading docks or front of the house. Withstands storage temperatures -36° to 190°F (-38° to 88°C). Impervious to moisture, chemicals, salt, food acids and humidity.
- Install solid shelf on bottom to prevent water/cleaning liquid from sloshing onto products. Install on top to protect product on lower shelves from cooler condensation.
- Posts and traverses have a steel core and smooth polypropylene exterior for superior strength and durability. Traverse dovetails are molded into posts.
- Smooth polypropylene shelf plates contain Camguard, an antimicrobial technology that inhibits the growth of mold, fungus and bacteria that may cause odors, stains and product degradation.
- Shelving Units interconnect in straight lines with shared posts. Uniquely engineered Post Connectors offer exceptional cross stabilization. Weight bearing is uncompromised and space is maximized. No add-on clips or "S" hooks required.
- Use corner connectors to add shelves in corners or to install intermediate shelves between 2 starter units. Unique patented design ensures maximum space utilization.
- Posts and traverses wipe clean. Traverses and shelf plates remove easily for cleaning.
- Shelf traverses can be removed and adjusted at 4" (10,2 cm) increments.
- Sturdy reinforced nylon foot adjusts easily to level units.
- Requires some assembly with minimal parts. Use a rubber mallet only.
- Lifetime warranty against rust and corrosion (posts, traverses and shelf plates).
- Available in 1 color – Speckled Gray (480).

Item No. _____

Quantity _____

AIA File / Spec No. _____

Job _____

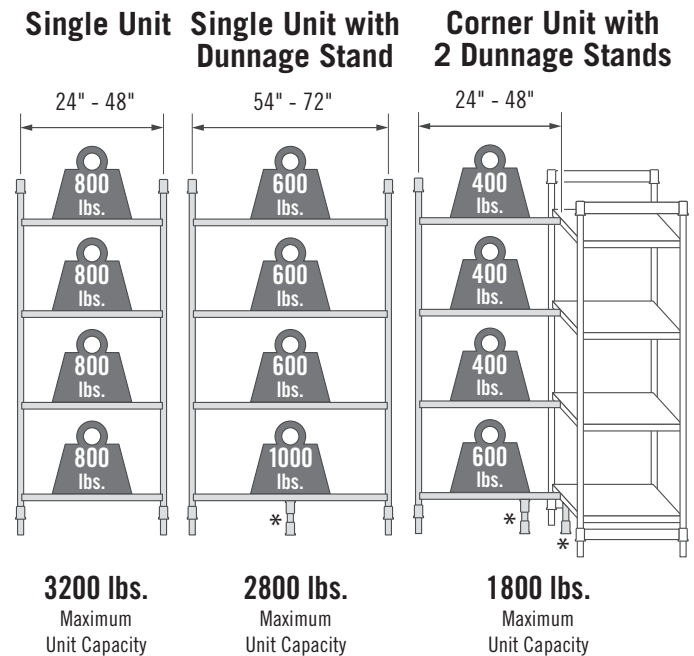


Stationary Starter Unit



Stationary Add-On Unit

4 Shelf Unit Weight Bearing Chart



* Dunnage Stands add stability and increase weight bearing capacity on bottom shelf only. Add to any shelf length. Highly recommended for Starter Units 54" and longer, all Corner Units, U-Shape Units and units specified for heavier loads.

Approvals



Post Connectors, Corner Connectors, Seismic Foot, Wall Fastener, Identification Tags, Security Cages, Tray Slide Rack, Shelf Rails, Divider Bars, High Density Track and Extension Kits are not NSF Listed.



Camshelving® Premium Series

Stationary Starter & Add-On Units
4 Solid or 4 Vented and Solid Shelves
 (3 vented + 1 solid)

Item No. _____

Quantity _____

AIA File / Spec No. _____

Job _____

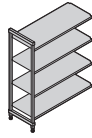
S4

4-Shelf Solid Units

Starter

Add-On

64"
HEIGHT



18"
DEPTH

LENGTH	CODE
24"	CPU182464S4
30"	CPU183064S4
36"	CPU183664S4
42"	CPU184264S4
48"	CPU184864S4
54"	CPU185464S4
60"	CPU186064S4
72"	CPU187264S4PKG

LENGTH	CODE
22½"	CPA182464S4
28½"	CPA183064S4
34½"	CPA183664S4
40½"	CPA184264S4
46½"	CPA184864S4
52½"	CPA185464S4
58½"	CPA186064S4
70½"	CPA187264S4PKG

21"
DEPTH

24"	CPU212464S4
30"	CPU213064S4
36"	CPU213664S4
42"	CPU214264S4
48"	CPU214864S4
54"	CPU215464S4
60"	CPU216064S4
72"	CPU217264S4PKG

22½"	CPA212464S4
28½"	CPA213064S4
34½"	CPA213664S4
40½"	CPA214264S4
46½"	CPA214864S4
52½"	CPA215464S4
58½"	CPA216064S4
70½"	CPA217264S4PKG

24"
DEPTH

24"	CPU242464S4
30"	CPU243064S4
36"	CPU243664S4
42"	CPU244264S4
48"	CPU244864S4
54"	CPU245464S4
60"	CPU246064S4
72"	CPU247264S4PKG

22½"	CPA242464S4
28½"	CPA243064S4
34½"	CPA243664S4
40½"	CPA244264S4
46½"	CPA244864S4
52½"	CPA245464S4
58½"	CPA246064S4
70½"	CPA247264S4PKG

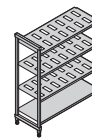
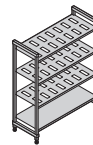
Color: Speckled Gray (480).

VS4

4-Shelf Units (3 Vented + 1 Solid)

Starter

Add-On



LENGTH	CODE
24"	CPU182464VS4
30"	CPU183064VS4
36"	CPU183664VS4
42"	CPU184264VS4
48"	CPU184864VS4
54"	CPU185464VS4
60"	CPU186064VS4
72"	CPU187264VS4PKG

LENGTH	CODE
22½"	CPA182464VS4
28½"	CPA183064VS4
34½"	CPA183664VS4
40½"	CPA184264VS4
46½"	CPA184864VS4
52½"	CPA185464VS4
58½"	CPA186064VS4
70½"	CPA187264VS4PKG

24"	CPU212464VS4
30"	CPU213064VS4
36"	CPU213664VS4
42"	CPU214264VS4
48"	CPU214864VS4
54"	CPU215464VS4
60"	CPU216064VS4
72"	CPU217264VS4PKG

22½"	CPA212464VS4
28½"	CPA213064VS4
34½"	CPA213664VS4
40½"	CPA214264VS4
46½"	CPA214864VS4
52½"	CPA215464VS4
58½"	CPA216064VS4
70½"	CPA217264VS4PKG

24"	CPU242464VS4
30"	CPU243064VS4
36"	CPU243664VS4
42"	CPU244264VS4
48"	CPU244864VS4
54"	CPU245464VS4
60"	CPU246064VS4
72"	CPU247264VS4PKG

22½"	CPA242464VS4
28½"	CPA243064VS4
34½"	CPA243664VS4
40½"	CPA244264VS4
46½"	CPA244864VS4
52½"	CPA245464VS4
58½"	CPA246064VS4
70½"	CPA247264VS4PKG

Optional Accessories

- Corner Connector Sets
- Bottom Shelf Dunnage Stands (Low or Tall)
- Shelf Identification Tags
- Wall Fastener
- Seismic Foot
- Shelf Divider Panel
- Shelf Divider Bars (Straight or Angled)
- Shelf Rails (Single or Double)
- Tray Sliding Rack
- Single Shelf Security Cage
- Full Wrap Security Cage
- Shelf Traverses (Single or Double)
- Drying and Storage Cradles

Architect Specs

Posts and Traverses: Internal steel core, reinforced polypropylene exterior.
 Post Connectors: Reinforced polypropylene.
 Shelf Plates: Reinforced polypropylene with Camguard™ antimicrobial.
 Corner Connectors: Reinforced nylon.
 Adjustable Foot: Reinforced nylon.

Approvals



Post Connectors, Corner Connectors, Seismic Foot, Wall Fastener, Identification Tags, Security Cages, Tray Slide Rack, Shelf Rails, Divider Bars, High Density Track and Extension Kits are not NSF Listed.

CAMBRO
 TRUSTED FOR GENERATIONS™
 www.cambro.com

Information and specifications are subject to change without notice. Please confirm at time of order.
 © Cambro Manufacturing Company 5801 Skylab Road, Huntington Beach, California 92647-2056, U.S.A.
 Telephone 714 848 1555 Toll Free 800 854 7631 Customer Service 800 833 3003 Email: customerservice@cambro.com
 Printed in USA. REV. 08/16

PS2

D081602