

centerline

by **HOBART**

CDH/CDL



SCAN TO WATCH MENU PROGRAMMING VIDEO

CUH/CUL



PROGRAM SETTINGS – Access Changing Parameters

1. Press Menu Button 

2. **EXIT MENU** – OPEN door and close

00 = Extended Wash – 3-6 minute limit



Change Setpoint by




Increase

Decrease



EXIT MENU
OPEN DOOR

01 = Cycle Count – Counter reading has 6 digits (012345 cycle)



EXIT MENU
OPEN DOOR

For CUH, CUL, CDL & CDH Models equipped with internal chemical pumps

02 = Detergent Dispensing – 0.0-20.0g/l



Change Setpoint by



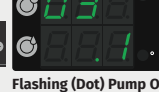
Increase

Decrease



EXIT MENU
OPEN DOOR

03 = Prime Detergent Pump – Repeat as needed to prime the line



Flashing (Dot) Pump On



EXIT MENU
OPEN DOOR

04 = Rinse Aid Dispensing – 0.0-2.0g/l



Change Setpoint by



Increase

Decrease



EXIT MENU
OPEN DOOR

05 = Prime Rinse Aid Pump – Repeat as needed to prime the line



Flashing (Dot) Pump On



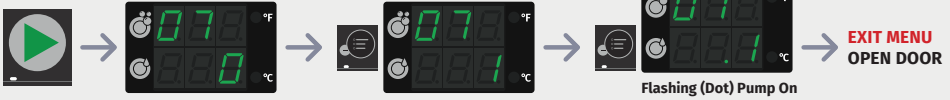
EXIT MENU
OPEN DOOR

For CUL & CDL Models Only

06 = Sanitizer Dispensing – Range can be 0-100%



07 = Prime Sanitizer Pump – Repeat as needed to prime the line



08 = Temperature Label (°F/°C)



For CDH Model Only

09 = Chemical Pump Control



Setting	Chemical Pump Control Configuration
0	Internal chemical dosing pumps and external chemical signals disabled
1	Control of internal chemical dosing pumps enabled
2	Control signals for external chemical supply enabled

13 = Software Version / Machine Program

