

# INSTALLATION INSTRUCTIONS

## CAMSHELVING® PREMIUM SERIES DOME DRYING RACK

### PARTS INCLUDED:

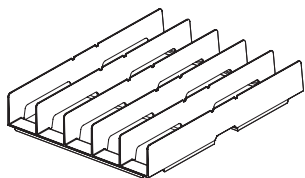
2 Pre-assembled Mobile Post Sets



10 Traverses



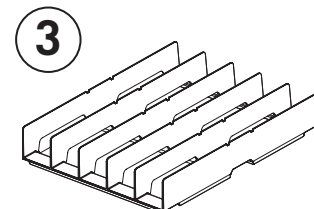
10 Dome Drying Cradles



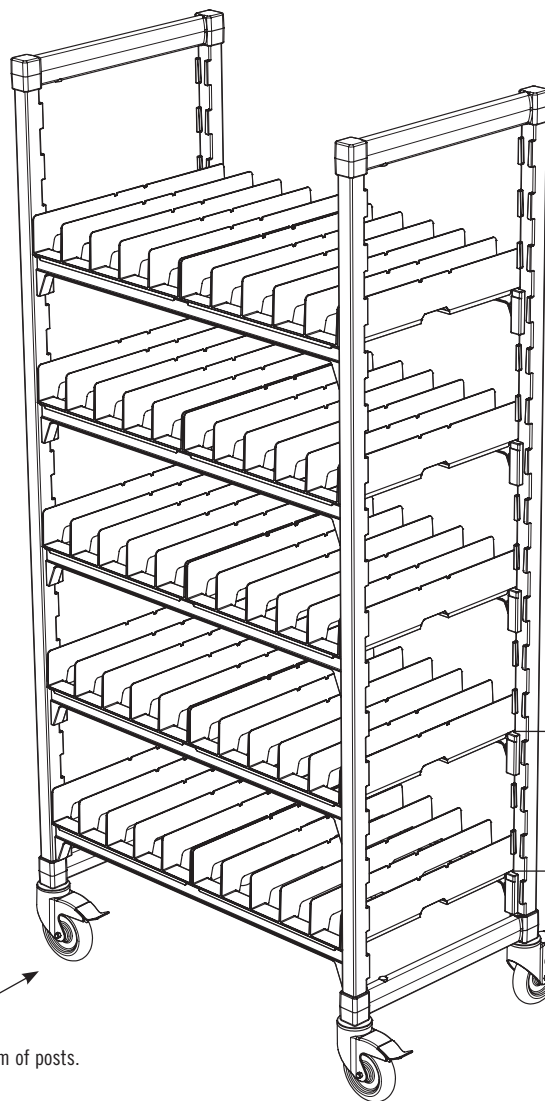
4 Premium Casters  
(4 Swivel with Total Locking Brake)



**2**  Insert casters into bottom of posts.



Place Dome Drying Cradles on top of traverses to complete the unit.



**1**  Install traverses starting with bottom dovetail. Leave 2 dovetails between shelves.

**NSE**  
COMPONENT

  
USE RUBBER  
MALLETT