


CRAFT BEER




90093
13 oz. Belgian Beer
H 5 3/4" | D 3 3/4"
1 doz. | 11 lbs. | 0.94 cu. ft.




14175 
14 oz. Stemmed Beer
H 6 3/4" | D 3"
2 doz. | 13.0 lbs. | 1.2 cu. ft.




14176 
13 oz. Craft Beer
H 7 1/4" | D 3 1/2"
2 doz. | 13.4 lbs. | 1.62 cu. ft.




14177 
19 oz. Craft Beer Tumbler
H 7" | D 3 5/8"
2 doz. | 17.7 lbs. | 1.66 cu. ft.



90248 
16 oz. Pub Glass
H 6 1/2" | D 3"
1 doz. | 8.6 lbs. | 0.48 cu. ft.



90247 
20 oz. Pub Glass
H 6 7/8" | D 3 1/4"
1 doz. | 11 lbs. | 0.90 cu. ft.



90244
18 oz. English Pub Glass
H 6" | D 3 3/8"
1 doz. | 9 lbs. | 0.04 cu. ft.



90243
20 oz. Tulip Beer
H 6 1/4" | D 3 1/4"
1 doz. | 9 lbs. | 0.04 cu. ft.

TABLE SERVICE

Medium-sized capacity glasses allows for an establishment to provide an upscale service presentation when serving increasingly popular craft beers that are often served in bottles.

DRAFT SERVICE

Larger capacity glasses are essential for today's beer service, especially for establishments offering a large draft assortment.