



# BEVERAGE-AIR

Project: _____	AIA#
Item: _____	
Location: _____	SIS#
Approved: _____	

**BB36HC BACK BAR REFRIGERATOR: FOOD RATED**

## BAR EQUIPMENT- BACK BAR REFRIGERATOR

**MODEL:  
BB36HC-1-F-S-27**

BB36HC Solid Door Food Rated With Stainless Steel Top  
Hydrocarbon Series



**3 Year Parts/Labor Warranty  
Additional 4 Year Compressor Warranty**

### CABINET CONSTRUCTION

- Exterior is stainless steel front and sides
- Stainless steel interior
- Full electronic control
- 2" Stainless steel top
- Two (2) epoxy coated shelves
- Self-closing door with 120° stay-open feature
- Field reversible door (hinge kit not included)
- Door lock
- Magnetic door gaskets provide positive door sealing
- LED lighting
- Certified for open food product
- Compressor available on left or right, specify at time of unit order
- Balanced, forced air refrigeration system provides rapid chilling of product

### OPTIONS & ACCESSORIES

- Galvanized sub-top
- Wine model (40°-60° models)
- Wire shelf divider
- Additional shelves
- Additional shelf clips
- 3" or 6" Casters
- 6" Black legs
- Remote option\* ( see note on back on page)

### REFRIGERATION SYSTEM

- Uses environmentally friendly, energy efficient R290 refrigerant, and meets all regulatory requirements for CARB, SNAP, DOE & more
- Adaptive defrost
- Epoxy coated evaporator coil
- Maintains product temperature between 36°F and 38°F



Please verify qualifying units by visiting:  
[www.energystar.gov/cfs](http://www.energystar.gov/cfs)

3779 Champion Blvd., Winston-Salem, NC 27105  
1-888-845-9800 Fax: 1-336-245-6453  
Beverage-Air.com Sales@bevair.com



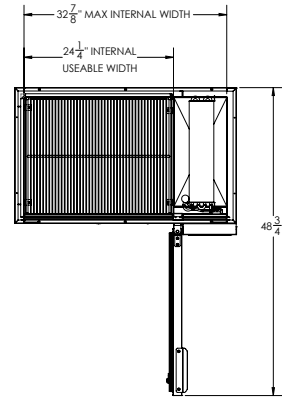
# BEVERAGE-AIR

## Bar Equipment-Back Bar Refrigerator Model: BB36HC-1-F-S-27

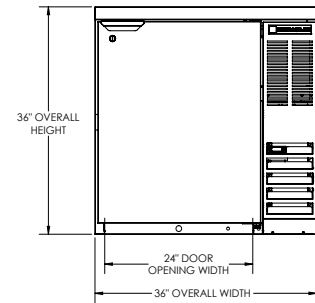
MODEL	BB36HC-1-F-S-27
<b>EXTERNAL DIMENSIONAL DATA</b>	
Width Overall	36"
Depth Overall	24 1/2"
Height Overall	36"
Number of Doors	1
Depth with Door Open 90°	48 3/4"
Door Opening (in)	24" x 29 1/4"
<b>INTERNAL DIMENSIONAL DATA</b>	
NET Capacity (cubic ft.)	8.31
Internal Width Overall (in)	22 1/4"
Internal Depth Overall (in)	19"
Internal Height Overall (in)	29 1/2"
Number of Shelves	2
Number of 1/2 Kegs	1
<b>ELECTRICAL DATA</b>	
Full Load Amperes	2.5
<b>REFRIGERATION DATA</b>	
Horsepower	1/4
Capacity (BTU/Hr)	1702
Heat Rejection (BTU/Hr)	2553
Charge (lbs/grams)	0.1984/90
<b>SHIPPING DATA</b>	
Gross Weight - Crated	243 lbs
Height - Crated	38"
Width - Crated	39"
Depth - Crated	27"

\*NOTE: Remote units are field wired and come with 6" legs.  
Refrigerant must be specified at time of order.

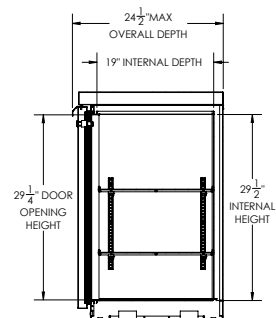
### Model Views



### PLAN VIEW



### ELEVATION VIEW



### SIDE VIEW

### ELECTRICAL CONNECTION



115/60/1  
NEMA 5-15P

Unit pre-wired at factory and include 8' long cord and plug set.



3779 Champion Blvd., Winston-Salem, NC 27105 1-888-845-9800 Fax: 1-336-245-6453 Beverage-Air.com Sales@beveair.com

an Ali Group Company



The Spirit of Excellence