

Job: _____

Item: _____

Quantity: _____

Wide-Angle Roll-In Rack | Stepped-Angle Roll-In Rack

LIFETIME SERIES

GUARANTEED FOR LIFE


Unequaled in their “user friendly” heavy duty construction, these Wide-Angle Roll-In Racks are built to last.

Designed for institutional, correctional, casino, hotel, university and hospital use — Ideal for facilities that require a durable rack to meet the needs of their around-the-clock usage.

- Specifically built for roll-in freezers, proofers, refrigerators, and retarders with a maximum height of 64” and inset casters.
- Two full welds on every angle connection— The most in the industry.
- Lifetime Guarantee against material defects and workmanship.
- Lifetime Guarantee against rust and corrosion.
- NSF Certified.



4635



Wide-Angle Pan Racks

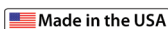
#4337- 20 sets of angle runners
#4338 - 12 sets of angle runners



Stepped-Angle Pan Racks

#4635- 13 sets of angle runners
#4637- 20 sets of angle runners

This information is for general sales and engineering use only. New Age Industrial reserves the right to modify or make changes at any time without notice to materials and specifications.



Distributed by:

Job: _____

Item: _____

Quantity: _____

Wide-Angle Roll-In Rack | Stepped-Angle Roll-In Rack

LIFETIME SERIES GUARANTEED FOR LIFE

- Uprights are constructed out of 1½" x 1¾" x .070" wall D-Tube.
- Wide-Angle Racks – Angle runners are 1½" x 3¼" x .100" wall
- Stepped-Angle Racks – Angle runners are 2" x 6¾" x .100" wall.
- Equipped with four 5" platform type swivel casters.
- Lifetime Guarantee against material defects and workmanship.
- Lifetime Guarantee against rust and corrosion.
- NSF Certified.



Model No.	Size W-H-D	Angle Spacing	Ship Lbs.
Wide-Angle Roll-In Racks			
4337 **	21½" x 64" x 26"	5"	74
<i>Pan Capacity = (11) 18" x 26", (10) 12" x 20", (22) 13" x 18", (22) 14" x 18"</i>			
4338	21½" x 64" x 26"	3"	80
<i>Pan Capacity = (18) 18" x 26", (17) 12" x 20", (36) 13" x 18", (36) 14" x 18"</i>			
Stepped-Angle Roll-In Racks			
4635	25" x 64" x 26"	4 ½"	84
4637	25" x 64" x 26"	3"	118

** Top angle clearance is 4¼".

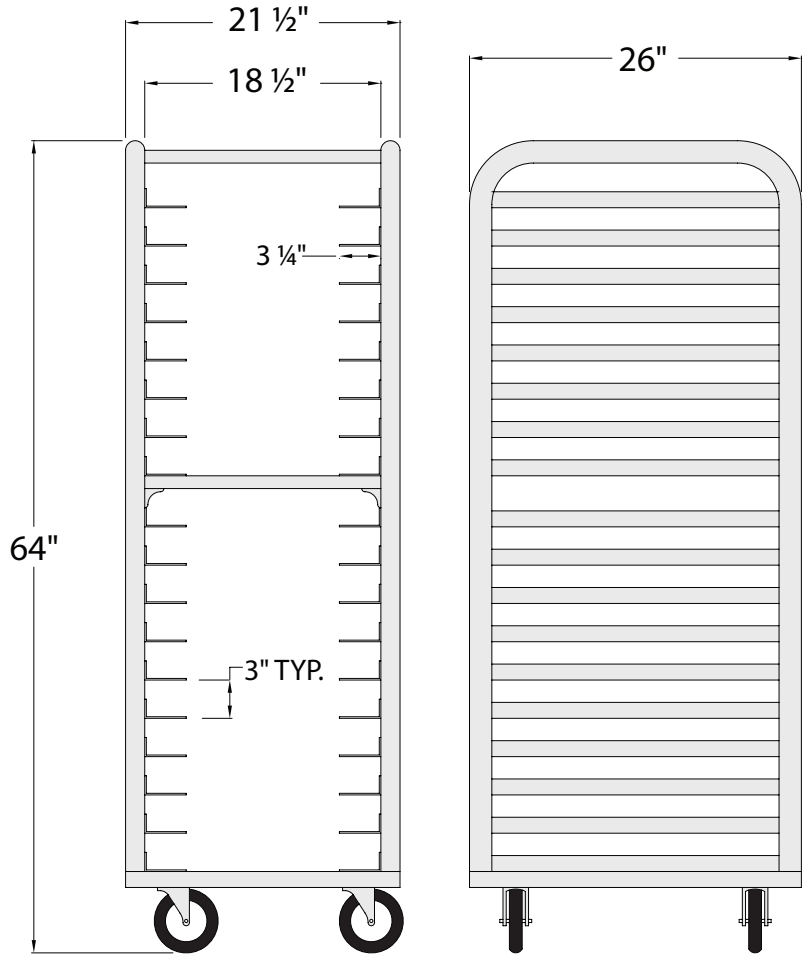
All units are equipped with four, 5" platform type casters (#C461).

Accepts: Roast & Bake Pans 20" x 22", 18" x 26" & 10" x 20", Steamtable Pans 12" x 18" & 12" x 20", Bun Pans 18" x 13" & 18" x 26", Service Trays 15" x 20" & 14" x 18", Maxi Pan 20¾" x 25½", Standard Gastro-Norm Pans 20¾" x 25½"

Note: Angle Runners Are NOT ADJUSTABLE

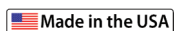
Options:

"B", "CL(B)", "E", "PB", "PP(A)", "PS" — see catalog for details.



4338

This information is for general sales and engineering use only. New Age Industrial reserves the right to modify or make changes at any time without notice to materials and specifications.



Distributed by: