

Bun Pan Racks


LIFETIME SERIES GUARANTEED FOR LIFE

A rugged bun pan rack that will withstand years of rough use.

Built with the rigors of the foodservice industry in mind, these racks are built to hold up... and stay that way.

Designed for institutional, correctional, casino, hotel, university and hospital use — Ideal for facilities that require a durable rack to meet the needs of their around-the-clock usage.

- Heavy duty 6" x 2" casters allow for maximum mobility.
- Ergonomically friendly radius uprights.
- Two full welds on every angle connection.
- 5" of welds on each angle.
- Lifetime Guarantee against material defects and workmanship.
- Lifetime Guarantee against rust and corrosion.
- NSF Certified.



- Ergonomically friendly radius uprights with reinforcing crossbars.
- Three full welds per angle connection equaling 7" of welds per angle.

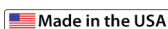


- Heavy Duty, 6" x 2" casters allow for maximum mobility.



4331

This information is for general sales and engineering use only. New Age Industrial reserves the right to modify or make changes at any time without notice to materials and specifications.



Distributed by:

Job: _____

Item: _____

Quantity: _____

Bun Pan Racks

LIFETIME SERIES GUARANTEED FOR LIFE

- Heavy duty 6" x 2" casters allow for maximum mobility.
- Ergonomically friendly radius uprights of 1½" x 1¾" x .070" wall D-Tube..
- Angle runners are constructed out of 1¼" x 2" x .100" wall angle with two full welds on every angle connection.
 - 5" of welds on each angle.
- Base is constructed out of 1½" x 1½" x .070" wall tubing.
- Equipped with four 6"x2" platform type swivel casters.
- Lifetime Guarantee against material defects and workmanship.
- Lifetime Guarantee against rust and corrosion.
- NSF Certified.



Model No.	Size W-H-D	Pan Cap.	Angle Spacing	Ship Lbs.
4330	21½" x 73" x 26"	30	2"	86
4331	21½" x 73" x 26"	20	3"	83
4332	21½" x 73" x 26"	15	4"	75
4333	21½" x 73" x 26"	12	5"	66

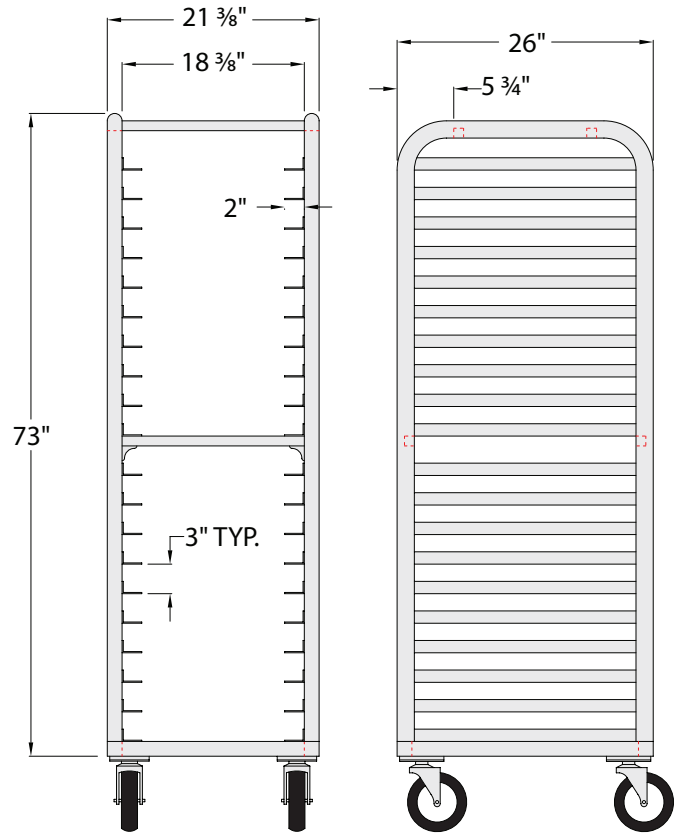
All units are equipped with four, 6" x 2" platform type casters (#C510).
 Designed to accommodate 13" x 18", 14" x 18" and 18" x 26" pans.

Options:

"B", "CL(C)" - Standard Casters, "E", "PB", "PP(A)", "PS"
 — see page 69 for details.

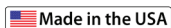
Caster Upgrade — Add "KU" suffix to model #.
 (Four 6" platform type K-Urethane swivel casters.)

Optional Caster Locks for Upgrade - "CL(D)" — see catalog for details.



4331

This information is for general sales and engineering use only. New Age Industrial reserves the right to modify or make changes at any time without notice to materials and specifications.



Distributed by: