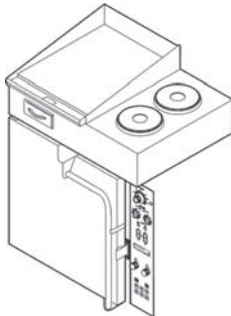




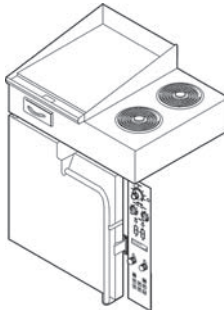
VCS 2000 - Ventless Cooking Systems Convection Oven Base and Combination Griddle & Hot Plate Tops

MODELS WVO2HFG WVO2HSG

Model WVO2HFG SHOWN



Model WVO2HFG



Model WVO2HSG

DESCRIPTION

Wells Universal hoods are Certified Type-1 compliant, UL710B approved recirculation hood systems and feature completely self-contained air filtration and fire-suppression systems. They do not require venting outside making it possible to cook in non-traditional locations or when traditional Type-1 hoods and duct-work are impractical, restricted or too expensive. VCS models are integrated with hood and cooking equipment in one, ready to use package.

SPECIFICATIONS

Fire Protection – Completely self contained ANSUL® R-102 system includes ANSUL® tank, nitrogen cartridge, ANSUL® soprofanifier, piping, fusible links, ANSUL® drops, nozzles, and movable manual pull station. Manual pull can be relocated to the egress position or an additional station can be added by an authorized ANSUL® representative. Fire protection system meets NFPA 96 Chapter 13. Fire protection system must be charged and certified by ANSUL® Authorized distributor after installation and before first use (operator's responsibility).

Filtration – Completely self-contained filtration process reduces emissions below that allowed in NFPA 96 and ANSI UL710B using the EPA 202 test method. VCS includes a fully self-contained 4-stage air filtration system including a stainless steel grease baffle filter with grease cup, a fire-rated fiberglass pre-filter, a HEPA (High-Efficiency Particulate Air) filter / carbon-charcoal filter pack. All filters are easily removable with out tools. Air flow sensors continually monitor air flow optimizing performance and grease removal while an interlock system will not allow cooking appliances to function if filters are missing, clogged or in the event of a fire.

Cooking Appliances – Cooking equipment is included and integrated in all VCS models. Both the WVO2HFG and WVO2HSG include a convection oven base featuring solid-state programmable controls and two-speed fan. The WVO2HFG also include a heavy duty griddle and two each French style hot plates while the WVO2HSG includes a heavy duty griddle and two each spiral style hot plates. Hot plates are independently regulated by infinite controls with positive-off positions.

Exhaust and Air Flow – Exhaust air is vertical discharge.

Typical airflow is 800 CFM. A minimum of 400 cubic feet of fresh air per minute is recommended both in and out of the cooking area to ensure the dilution of cooking aromas.

STANDARD FEATURES

- Completely self-contained, 4-stage filtration system
- Completely self-contained fire protection system
- Interlock system will disable cooking appliances if filters are missing, clogged or in the event of a fire
- Airflow sensors continually monitor airflow for optimizing performance and grease removal
- Illuminated early-warning system to monitor filter replacement
- Completely self-contained filtration process reduces emissions below that allowed in NFPA 96 and ANSI UL710B using the EPA 202 test method
- Interior incandescent light in protected glass globe improves visibility
- Stainless steel construction for strength, durability and ease of cleaning
- Fits through a 36" wide door opening
- Two each adjustable 6" to 8" front legs and 2 each 6" rear mounted rigid casters standard
- VCS are movable, making them ideal for leased spaces
- Convection oven base features stainless steel exterior and interior, full-insulation, two-speed fan, ergo metric handle, five HD oven racks and solid state temperature and timer controls with five easy-to-use programmable menu keys
- WVO2HFG is available in 208V 1Ø @12.8KW or 3Ø @ 15.5KW with 18 ½" wide griddle and 2 each 9" French style hot plate elements
- WVO2HSG is available in 208 V 3Ø @ 13.7KW with with 18 ½" wide griddle and 2 each 8" spiral style hot plate elements
- 6-Foot cords & plugs provided on all 3Ø models

OPTIONS & ACCESSORIES

- Pre filter # 22618
- HEPA/charcoal filter pack # 22619
- Rear leg kit #22649 (set of two)
- Caster set – two rigid rear casters # 22650
- Oven racks for convection oven # 21376
- Chrome plated griddle surface
- Grooved griddle surface (grooved griddle not available with chrome plating)

CERTIFICATIONS



VCS2000-With-WVO2HFG_WVO2HSG 8/20

**Wells Manufacturing** • 265 Hobson Street, Smithville, Tennessee 37166

Phone : (314) 678-6314 • Fax (314) 781-5445

www.wells-mfg.com • Printed in the U.S.A.

Specifications are subject to change without notice and are not intended for installation purposes. See installation instructions prior to installing the unit.



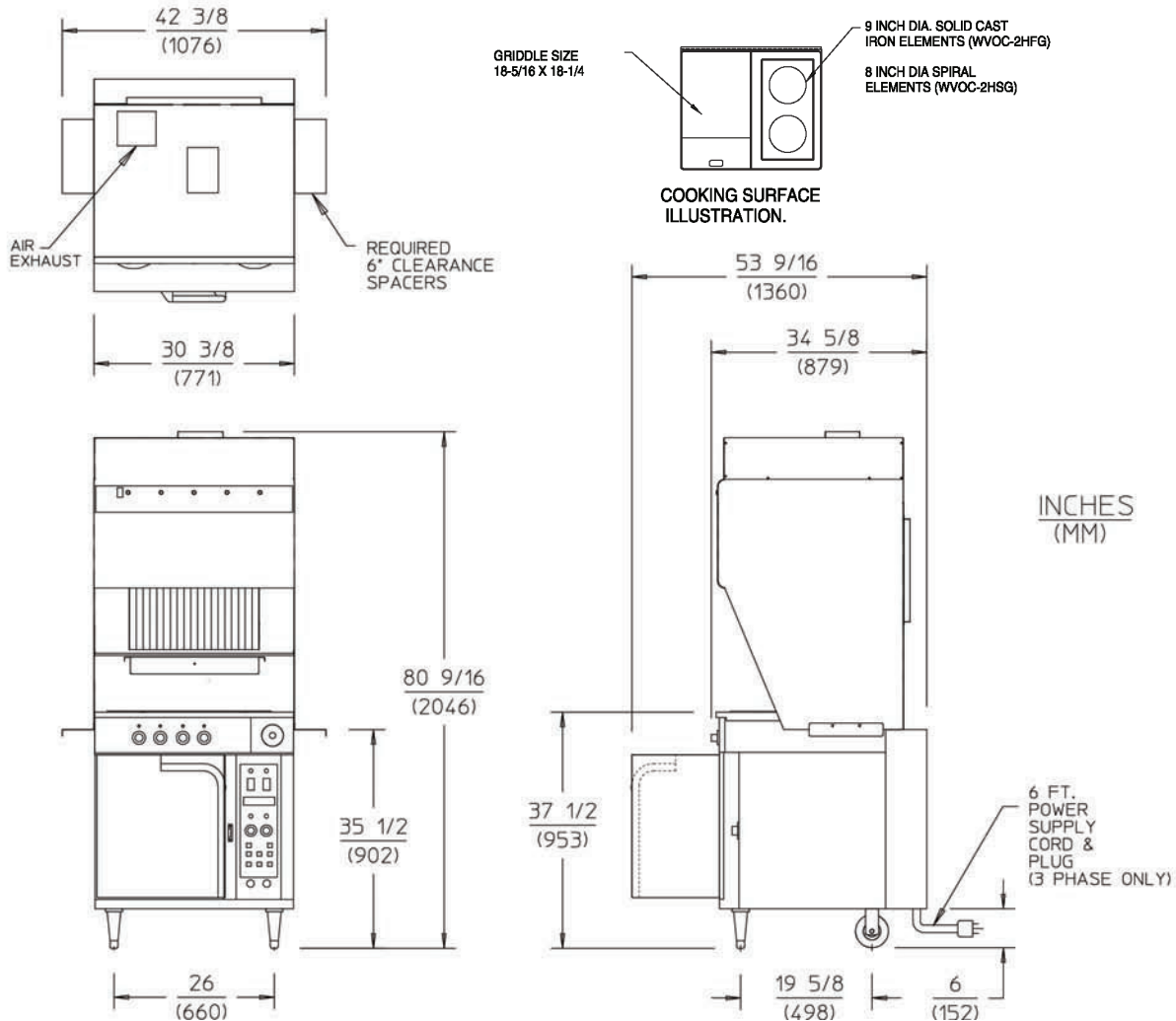
VCS 2000 - Ventless Cooking Systems Convection Oven Base and Combination Griddle & Hot Plate Tops

MODELS □ WVO2HFG □ WVO2HSG

MINIMUM CLEARANCE REQUIRED FROM UNIT TO THE NEAREST COMBUSTIBLE OBJECT.			
BACK	SIDE	BOTTOM	TOP
NA	See required spacers	6	19
NA		(152)	(483)

NOTE: Specifications are subject to change without notice.

SPECIAL ENVIRONMENTAL NOTICE: The hood system is designed to reduce odor emissions but will not eliminate odors. Air exchange at the installation site must comply with requirements of the local jurisdictional authority. To ensure dilution of odor build-up, minimum recommendation is 400 cubic feet of fresh air per minute both in and out of the area.



Model Number	W x D x H	Voltage & Phase	Watts	Amps Single Phase	Amps Per Line 3Phase L1 L2 L3	NEMA (3 phase only)	Weight (Shipping)
WVO2HFG	42-3/8" x 34-5/8" x 80-9/16" 1076mm x 879mm x 2046mm	208V 1Ø or 3Ø	12,800	62	37 36 33	NEMA 15-60P	754
		240V 1Ø or 3Ø	15,500	65	39 37 36	NEMA 15-60P	754
WVO2HSG	42-3/8" x 34-5/8" x 80-9/16" 1076mm x 879mm x 2046mm	208V 3Ø	13,700	66	41 38 35	NEMA 15-60P	756

Due to periodic changes in designs, methods, procedures, policies and regulations, the specifications contained in this sheet are subject to change without notice. While Wells exercises good faith efforts to provide information that is accurate, we are not responsible for errors or omissions in information provided or conclusions reached as a result of using the specifications. By using the information provided, the user assumes all risks in connection with such use.



Wells Manufacturing • 265 Hobson Street, Smithville, Tennessee 37166
Phone : (314) 678-6314 • Fax (314) 781-5445
www.wells-mfg.com • Printed in the U.S.A.

Specifications are subject to change without notice and are not intended for installation purposes. See installation instructions prior to installing the unit.