

## ICE QUEEN 900

### MODULAR GRANULAR ICE MACHINE

208-230 V / 60 Hz

**3 YEARS**  
WARRANTY  
PARTS & LABOR



#### FEATURES

- ▶ PRODUCES WET GRANULAR ICE
- ▶ THE MOST EFFICIENT EVAPORATOR OF THE MARKET, LOWER ENERGY CONSUMPTION AND HIGHER ICE PRODUCTION
- ▶ EVAPORATOR WITHOUT GASKETS OR SEALS
- ▶ STAINLESS STEEL AUGER WITH RESILIENT COATING TO MAXIMIZE LIFESPAN
- ▶ POWERFUL SPEED REDUCER ON TOP
- ▶ AISI 304 STAINLESS STEEL BODY
- ▶ ELECTROMECHANICAL CONTROL SYSTEM
- ▶ ICE DROPS OUT THROUGH THE OPENING ON THE BOTTOM OF THE UNIT
- ▶ ON/OFF LIGHTED ROCKER SWITCH IN FRONT PANEL
- ▶ TROPICALIZED MACHINES (T CLASS)

**!** THE INSTALLATION OF AN ANTI-SCALE FILTER AND PERIODIC CLEANING ARE ADVISED IN AREAS WITH MEDIUM OR HIGH LIMESCALE CONTENT (HARD WATER)



- EASI**  
Easy Access for Service & Installation
- STIF**  
Strong Innox Frame
- FRONT VENTILATION**

	24 H	70°F/21°C	50°F/10°C	90°F/32°C	70°F/21°C			
		lbs (Kg)		lbs (Kg)		in (mm)		
IQ 900 A		<b>980</b> (445)		<b>710</b> (322)		Width <b>27"</b> (675)	Width <b>30"</b> (750)	<b>WET GRANULAR ICE</b> 25% RESIDUAL WATER CONTENT
IQ 900 W		<b>1005</b> (456)		<b>730</b> (331)		Depth <b>22"</b> (550)	Depth <b>26"</b> (650)	
						Height <b>26"</b> (660)	Height <b>30"</b> (750)	

#### ACCESSORIES

NOT INCLUDED (OPTIONAL)



10" FILTER  
ANTI-LIMESCALE + ANTI-CHLORINE  
CS-101 K



10" REPLACEMENT CARTRIDGE  
ANTI-LIMESCALE + ANTI-CHLORINE  
CS10



SCALE KLEEN

#### RECOMMENDED BINS



S500 + IQ 900



S750 + IQ 900



S800 + IQ 900



S1050 + 1/2 IQ 900



SCS350 + IQ 900



SCS700 + IQ 900



SCD900 + 1/2 IQ 900



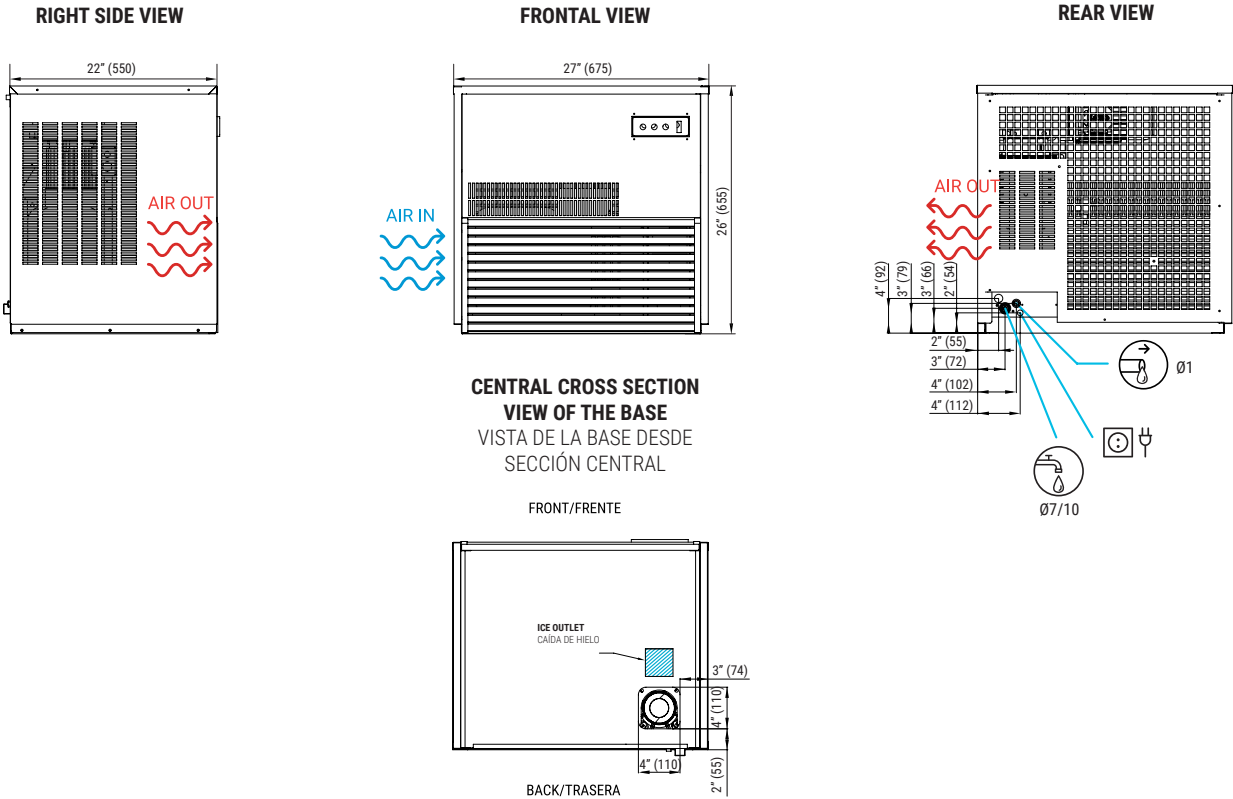
SCD1400 + 1/2 IQ 900



SCD1800 + 1/2 IQ 900

# TECHNICAL SCHEME

## ICE QUEEN 900



\* All dimensions in inches (and mm)

## OPERATING CONDITIONS

### PRODUCTION (LBS) 60Hz

Voltage	Frequency	Refrigerant	IQ 900 AIR COOLED					IQ 900 WATER COOLED				
			50° 10°	60° 15°	70° 21°	86° 30°	50° 10°	60° 15°	70° 21°	86° 30°		
±10% V	60 Hz	R 404 A	1025	955	840	730	1051	979	864	751		
41°F/109°F	60 Hz	R 404 A	980	902	388	670	1005	925	810	689		
41°F/95°F	60 Hz	R 404 A	870	800	710	605	892	820	730	622		
14.5 psi (1 bar) / 87 psi (6 bar)	60 Hz	R 404 A	755	690	604	530	774	708	621	545		

MODELS	Temp. Ev. (°F)	ASHRAE CONDITIONS CONDICIONES ASHRAE (BTU/h) (W)	(W) 109°F	(AWG/mm²) (n.)	FUSE	100lbs 90°F / 70°F (Kwh/100 lbs)	gal 100lbs (l/h)	HEAT REJECTED (BTU/h) (W)	(lbs)	(lbs)
IQ 900 A	5°	15,488 4,539	1,300	14/1.5 3	16	4.1	11.9 18.5	11,246 3,296	181	251
IQ 900 W	5°	15,488 4,539	1,300	14/1.5 3	16	3.2	47.6 76	11,246 3,296	181	251



ITV Ice Makers, Inc.  
9550 Satellite Blvd, Suite 100  
Orlando, FL 32837  
Phone: 1 407 826 1860 | Fax: 1 407 826 1861  
Toll Free: 1 888 488 1423  
sales@itvice.com | www.itvice.com



SERVICE  
service@itvice.com  
Skype: service@itvice.com  
PHONE: +1 888 488 1423  
FROM 8AM TO 5PM EST



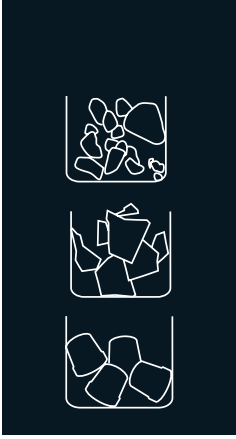
2 ADDITIONAL YEARS  
ON COMPRESSOR &  
EVAPORATOR  
Read our warranty policy  
to know more about  
limitations and exclusions



# BIN S-900

ICE BIN FOR MODULAR ICE MACHINES

**2** YEARS  
WARRANTY  
PARTS & LABOR



## FEATURES

- ▶ ICE BIN CAPACITY OF 860 LBS.
- ▶ AISI 304 STAINLESS STEEL CONSTRUCTION.
- ▶ VERY HARD SANITARY POLYETHYLENE LINER, RESISTANT TO BLOWS, AND SCRATCHES
- ▶ EASY CLEANING DESIGN®: SEAMLESS ONE-PIECE LINER WITH ROUNDED CORNERS, AVOIDING POSSIBLE DIRTY POINTS AND FACILITATING CLEANING
- ▶ DRAINAGE SYSTEM THAT COLLECTS AND DRIVES THE WATER TO THE DRAIN KEEPING THE BIN CLEAN & DRY

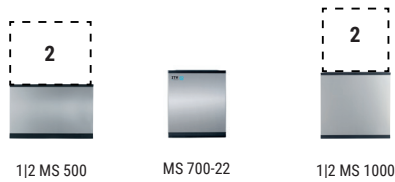


## RECOMMENDED MACHINES




RECOMMENDED

### SPIKA

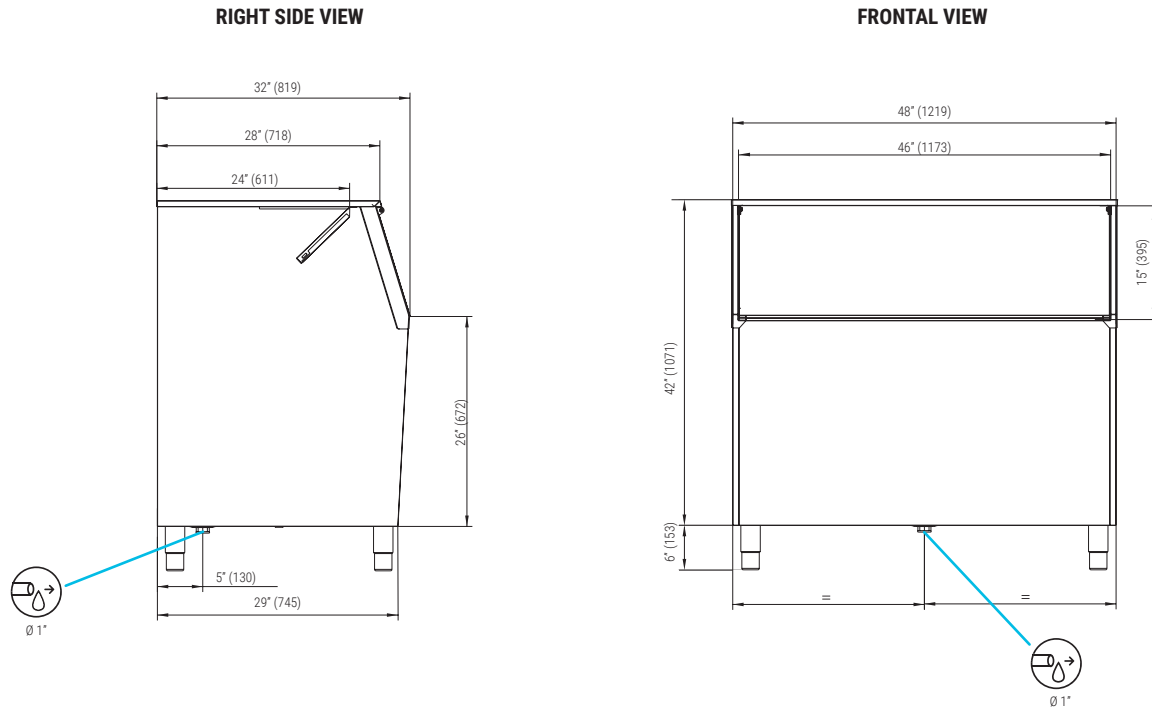


### ICE QUEEN



# TECHNICAL SCHEME

BIN S-900



\* All dimensions in inches (and mm)

## ACCESSORIES

### INCLUDED



4 HEIGHT ADJUSTABLE LEG KIT

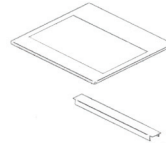


SCOOP



DRAINAGE ELBOW

### NOT INCLUDED



ADAPTER PLATES

APPLICATION  
Bin capacity



(lbs)

AHRI  
Bin capacity



(lbs)



(in)



(Kg)



(in)



(lbs)

BIN S-900

860

688

Width 48"  
Depth 13"  
Height 42"

165

Width 51"  
Depth 35"  
Height 48"

214



ITV Ice Makers, Inc.  
9550 Satellite Blvd, Suite 100  
Orlando, FL 32837  
Phone: 1 407 826 1860 | Fax: 1 407 826 1861  
Toll Free: 1 888 488 1423  
sales@itvice.com | www.itvice.com



SERVICE  
service@itvice.com  
Skype: service@itvice.com  
PHONE: +1 888 488 1423  
FROM 8AM TO 5PM EST



Read our warranty policy to know more about limitations and exclusions

