

1100 Series Impinger® II Conveyorized Oven

Project _____
Item _____
Quantity _____
CSI Section 11400
Approved _____
Date _____

Models

- 1116-xxx-U • 1131-xxx-U • 1134-xxx-N • 1154-xxx-E • 1164-xxx-E
- 1117-xxx-U • 1132-xxx-U • 1135-xxx-N • 1155-xxx-E • 1158-xxx-N
- 1130-xxx-U • 1133-xxx-U • 1151-xxx-N • 1157-xxx-N



Lincoln Impinger Conveyor Ovens are the premier continuous cook platform for the food service industry. Using the latest advancements in air impingement technology, Impinger ovens allow for rapid heating, cooking, baking, and crisping of foods, typically done two to four times faster than conventional ovens.

Benefits

Faster Bake Times

- Improved Response to Customer
- Optional FastBake Technology Reduces Cook Time by Up to An Additional 35% With No Food Quality Loss or Noise Increase

Easier Operation

- Digital Controls with Single On/Off Switch
- Microprocessor Controlled Bake Time/Conveyor Speed
- Locked Setting to Prevent Unintended Changes
- Fluorescent Display Indicating Temperature, Belt Speed, Thermostat, and Diagnostic Messages
- Easier Cleaning

Easier Cleaning

- Front Load Conveyor
- Removable Door

Unparalleled Support

- Customer-specific Finger Setup for Menu Flexibility
- Research and Applications Team Help Achieve Ideal Cooking Results
- Manitowoc Star Service Committed to Owner Satisfaction

Specifications

General

- Stainless Steel Top, Front and Sides
- 28" (711mm) Long Baking Chamber
- Front Removable Fingers
- Stackable Up To Three High
- Includes Oven Start-Up/Check-Out by Manitowoc STAR Authorized Service Agent

Conveyor

- 18" (457mm) Wide
- Front Removable
- Product Stop
- One to Thirty Minute Cook Time
- Reversible

Cooking

- Customer Specific Finger Setup
- Temperature Range 250°F to 575°F (121°C to 302°C)
- Front Loading Glass Access Door with Cool to the Touch Handle
- Digital Controls

Optional

- FastBake Technology Reduces Cook Time by Up to An Additional 35% With No Food Quality Loss or Noise Increase
- Entry and Exit Shelves
- Flexible Gas Connector
- Split Belt



1100 Series Impinger® II Conveyorized Oven

Gas Supply Pressure Recommendations

Gas Type	Supply (Inlet) Pressure (mbar)	Recommended Minimum Gas Pipe Size
Natural	7-12" WC (1.7 kPa / 17.4 mbar - 2.9 kPa / 29.9 mbar)	1½" (38 mm)
LP	11-12" WC (2.7 kPa / 27.36 mbar - 2.9kPa / 29.9 mbar)	1½" (38 mm)

*Gas supply pressures are dependent on local gas type and on all applicable local codes. Agency approved flexible connection to each oven must be minimum ¾" (19 mm) NPT and length must not exceed six (6) feet (1829 mm).

Electrical Service

Each oven deck requires voltage, phase and hertz as indicated by model number. Neutral must be grounded at electrical service and receptacle properly polarized. Gas 120V units have a cord with NEMA 5-15 plug. All other models have terminal block connections. It is recommended that a separate circuit breaker be provided for each oven deck.

Recommended Minimum Clearances

Rear of oven to Combustible Surface: 6" (152mm). Additional clearance on right hand side from other cooking equipment: 24" (610mm). The conveyor is removable from the front.

Warranty

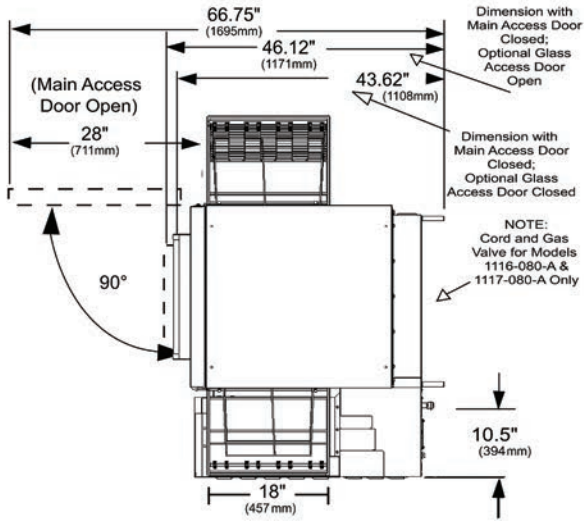
All new Impinger ovens installed in the United States and Canada come with a one (1) year parts and labor warranty starting from the date of start-up/check-out. All ovens installed in locations other than in the US and Canada are warranted for one (1) year parts and ninety (90) days labor starting from the date of start-up/check-out. Start-up must occur within 24 months of date of manufacture.

General Information

All 1100 Models	Length	Depth	Height Single	Height Double Stacked	Height Triple Stacked
	56" (1422 mm)	39" (991 mm)	42" (1067 mm)	59½" (1511 mm)	62" (1575 mm)

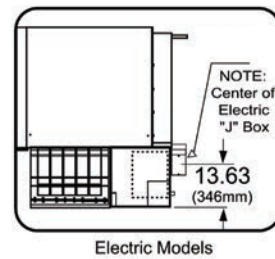
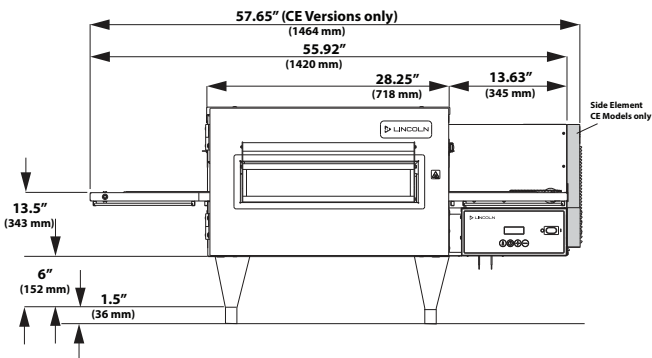
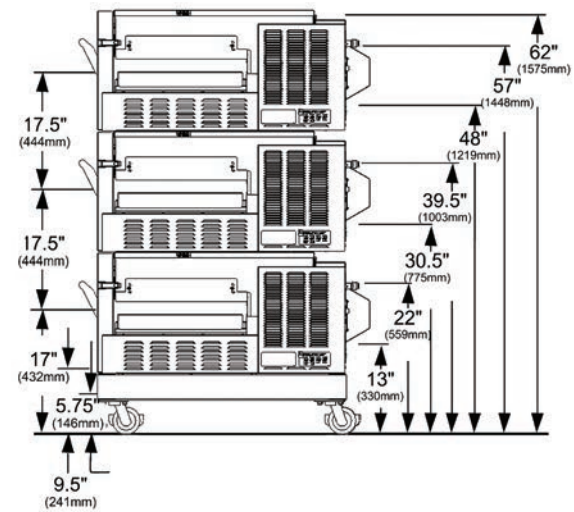
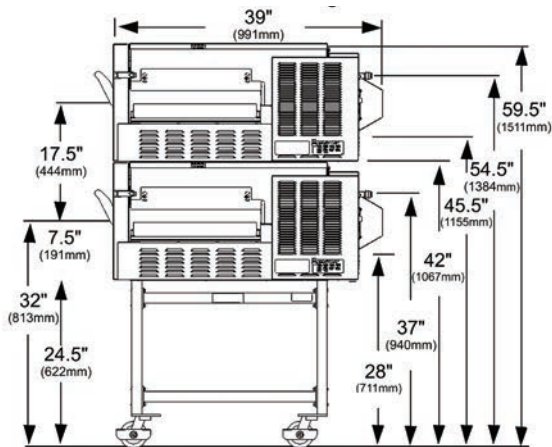

Model Number	Agency	Utility	Input Rate	Voltage	Amps	Hertz	Phase	Supply Wires
1116-xxx-U	UL EPH/CSA	Natural	40,000 BTU/Hr. 11.7 kW/42.2 MJ	120	7	60	1	3, 1 Pole+N+G
1154-xxx-E	AGA/UL EPH/CE	Natural		230	2	50	1	3, 1 Pole+N+G
1157-xxx-N	UL EPH	Natural		220		60	1	3, 2 Pole+G
1117-xxx-U	UL EPH/CSA	LP		120	7	60	1	3, 1 Pole+N+G
1155-xxx-E	AGA/UL EPH/CE	LP		230	2	50	1	3, 2 Pole+G
1158-xxx-N	UL EPH	LP		220		60	1	3, 2 Pole+G
1130-xxx-U	UL EPH/UL/cUL	Electric	10 kW	120/208	48	60	1	3, 2 Pole+G
1131-xxx-U	UL EPH/UL/cUL	Electric		120/240	42	60	1	3, 2 Pole+G
1132-xxx-U	UL EPH/UL/cUL	Electric		208	28	60	3	4, 3 Pole+G
1133-xxx-U	UL EPH/UL/cUL	Electric		240	25	60	3	4, 3 Pole+G
1134-xxx-N	UL EPH	Electric		380/208		50	3	5, 3 Pole+N+G
1135-xxx-U	UL	Electric		480	15	60	3	4, 3 Pole+G
1151-xxx-N	UL EPH	Electric		200	29	50/60	3	4, 3 Pole+G
1164-xxx-E	CE/UL EPH	Electric		400/230	15	50	3	5, 3 Pole+N+G

NOTE: Panel setups are added as kit numbers to the end of the model number to complete the oven order (Ex. 1116-000-U-K1837 is a 1116-000-U with Standard setup, Left to Right)



Conveyor Opening: 3" (76.2 mm)

Optional Split Belt (50/50):

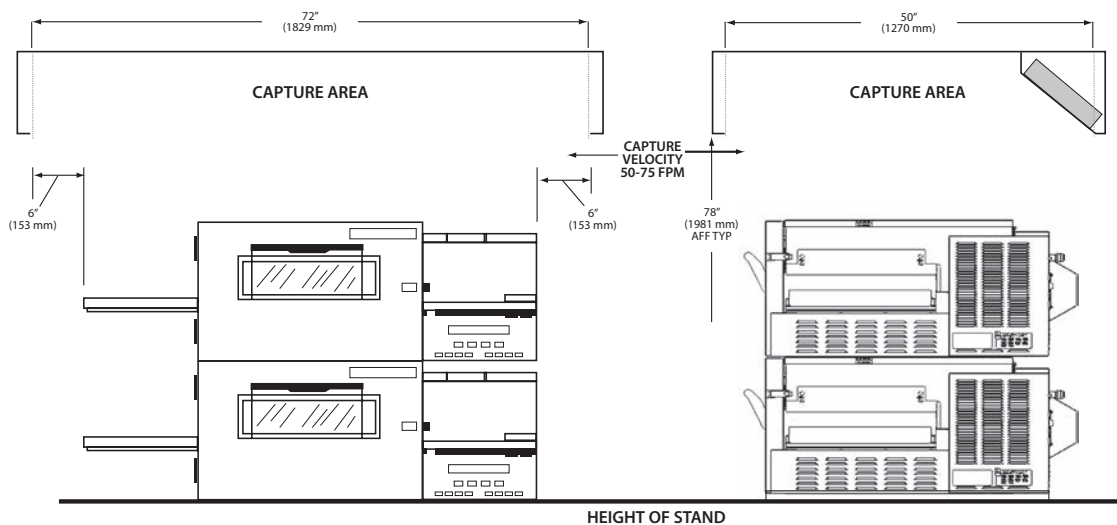


Welbilt reserves the right to make changes to the design or specifications without prior notice.

Capacity Estimates | Pies Per Hour

Pie Size	BAKE TIME								
	3 min.	3½ min.	4 min.	4½ min.	5 min.	5½ min.	6 min.	6½ min.	7 min.
12" (30 cm)	53	46	40	35	32	29	26	25	23
14" (36 cm)	41	35	31	27	25	23	21	19	18
16" (41 cm)	35	30	26	24	21	19	18	16	15

Ventilation is required on all gas ovens. Ventilation is not required on electric models except when triple stacked. Local codes prevail. These are the "authority having jurisdiction" as stated by the National Fire Protection Association, Inc. in NFPA 96-1994. Estimates of CFM requirements can vary from 400 to as high as 2800 CFM exhaust. In all cases, the ambient temperature around the oven must not exceed 95°F (35°C) when the oven is operating. **In the case where a gas single or double stack oven is installed, the following information can be used as a guideline for ventilation.**



1. Double Stack: Range of 800-1200 cfm for double gas 1100 series oven. Single Stack: Range of 450-800 cfm for single gas 1100 series oven.
2. The capture velocity across the apron of canopy is to be 50-75 FPM at sides and front.
3. Double Stack: Width should be 72" (1828 mm) - inside dimensions. Depth should be 50" (1270 mm) - inside front to filters.
Single Stack: Width should be 48" (1219 mm) - inside dimension. Depth should be 50" (1270 mm) - inside front to filters.
4. The ovens are to be centered in the canopy space left-to-right and front-to-back if possible.
5. Room air diffusers must not be directed onto the oven and should be positioned a minimum of 3 feet from the perimeter of the hood to keep them from affecting the oven.
6. Bottom of canopy should be 78" (1981 mm) above finished floor (AFF).
7. Recommend 70% make-up air provided outside of the canopy through perf metal diffusers directed straight down... not at the oven; located at front, sides or both.
8. Use of a Type I or Type II application and overall final installation is determined per local codes.

Welbilt reserves the right to make changes to the design or specifications without prior notice.