

CUBE



**CU0415\***

15" W x 24" D x 31.9" H  
**Production:** Up to 58 lb./24 hr.  
**Storage:** 36 lb.



**CU0715\***

15" W x 24" D x 31.9" H  
**Production:** Up to 80 lb./24 hr.  
**Storage:** 36 lb.



**CU0920\***

20" W x 24" D x 31.9" H  
**Production:** Up to 100 lb./24 hr.  
**Storage:** 57 lb.

FLAKE



**UF0915\***

15" W x 24" D x 31.9" H  
**Production:** Up to 96 lb./24 hr.  
**Storage:** 36 lb.



**UF1415\***

15" W x 24" D x 31.9" H  
**Production:** Up to 142 lb./24 hr.  
**Storage:** 36 lb.



**UF2020\***

20" W x 24" D x 31.9" H  
**Production:** Up to 216 lb./24 hr.  
**Storage:** 57 lb.

NUGGET



**UN0815\***

15" W x 24" D x 31.9" H  
**Production:** Up to 79 lb./24 hr.  
**Storage:** 36 lb.



**UN1215\***

15" W x 24" D x 31.9" H  
**Production:** Up to 119 lb./24 hr.  
**Storage:** 36 lb.




**UN1520\***

20" W x 24" D x 31.9" H  
**Production:** Up to 167 lb./24 hr.  
**Storage:** 57 lb.

**FLOOR MOUNT KITS**

In order to fit underneath a 34" ADA countertop, an ice machine should be no taller than 32" (need to allow 2" tolerance for countertop thickness). While removing the 6" legs will reduce the height of the machine, most municipal health codes require a floor mount kit for sanitation and cleaning.



**KUFM15**

Floor mount kit for 15" width units  
Lowers overall height to 31.9"



**KUFM20**

Floor mount kit for 20" width units  
Lowers overall height to 31.9"



\*ADA Compliant with optional floor mount kit

## ICE & WATER DISPENSERS

### HID312

**Production:** Up to 260 lb./24 hr.  
**Storage:** 12 lb.

### HID525

**Production:** Up to 500 lb./24 hr.  
**Storage:** 25 lb.

### HID540


**Production:** Up to 500 lb./24 hr.  
**Storage:** 40 lb.



\*When placed on a 34" ADA compliant countertop




Also compliant when used with HST16 or HST21 machine stands



\*Not compliant when using push-button dispensing models or KLP24A leg kit

## HOTEL DISPENSERS



### HD22

22" W x 33.5" D x 53.25" H  
**Storage:** 120 lb.

### HD30

30" W x 33.5" D x 53.25" H  
**Storage:** 180 lb.

## ICE ONLY DISPENSERS

### ID150

22" W x 30" D x 35.63" H  
**Storage:** 150 lb.

### ID200

30" W x 30" D x 35.63" H  
**Storage:** 200 lb.

### ID250

30" W x 30" D x 39.63" H  
**Storage:** 250 lb.

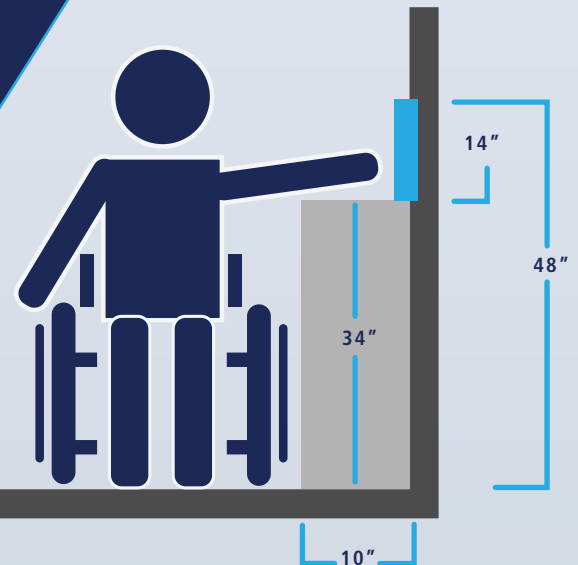
Also compliant when used with IOBDMS22 or IOBDMS30 machine stands



## ADA COMPLIANCE GUIDELINES

- The countertop height on which the equipment is to be placed is a maximum of 34 inches in height to ensure compliance with the ADA's "reach range requirement"
- Self-service equipment operable parts are 14 inches maximum over the countertop height
- Self-service equipment is placed within 10 inches from the countertop edge

\*ADA compliance contingent upon various factors.  
Customer must verify all design aspects meet ADA regulations.



an Ali Group Company



The Spirit of Excellence