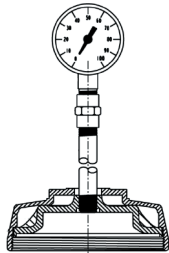


Sloan Flushometer pressure gauges, for measuring static & approximate dynamic water pressure (flowing water pressure).

Sloan Diaphragm Flushometer Gauge A-115-A (0301141) for manual, 24/120 VAC solenoid operated & Hydraulic Diaphragm Flushometers

Rough brass, diaphragm top outside cover, inside cover with attached RB tube w/pressure gauge. For reading static pressure and approximate dynamic (flow) pressure at the valve.



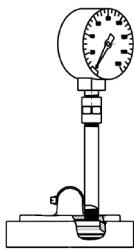
Diaphragm Flushometer Pressure Gauge A-115-A



Optima® 8100 Series Flushometer Pressure Gauge EBV-375-A

Sloan Optima® 8100 Series Flushometer Gauge, EBV-375-A (0325378) Works for all SLOAN diaphragm type flushometers since 1906.

Chrome plated locking ring, nickel plated brass cover, attached RB tube w/pressure gauge. For reading static pressure and approximate dynamic (flow) pressure at the valve. For existing as well as new Sloan diaphragm Flushometers with top mounted sensor.



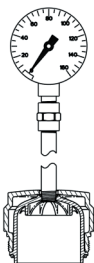
Crown Piston Flushometer Pressure Gauge CR-150-A



GEM 2 Piston Flushometer Pressure Gauge G-150-A

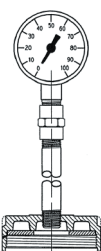
Sloan Crown Piston Flushometer Gauge CR-150-A (0332070) for CROWN and CROWN II flushometers since 2002.

Rough brass cover, inside cover with attached RB tube w/pressure gauge. For reading static pressure and approximate dynamic (flow) pressure at the valve.



Sloan GEM2 Piston Flushometer Gauge G-150-A (0307214) for all GEM and GEM 2 flushometers made since 1929.

Chrome Plated brass cover and gasket, with attached RB tube w/pressure gauge. For reading static pressure and approximate dynamic (flow) pressure at the valve.



Note: Flushometer Gauge NOT to remain on Flushometer

** Sloan uses a 160 PSI gauge fitted to pressure cap gauge assemblies. Plumbing system pressure shall not exceed 80 PSI; a 160 PSI gauge allows measuring plumbing systems that happen to be above the acceptable range without damaging the gauge; max pressure 160 PSI. Many building codes and the ASME A112.19.2 fixture standard list maximum static water pressure as 80 PSI (552 kPa).

This space for Architect/Engineer approval

Job Name _____ Date _____

Model Specified _____ Quantity _____

Variations Specified _____

Customer/Wholesaler _____

Contractor _____

Architect _____

The information contained in this document is subject to change without notice.

SLOAN VALVE COMPANY • 10500 SEYMOUR AVE. • FRANKLIN PARK, IL. 60131
 Ph: 1-800-9-VALVE-9 or 1-847-671-4300 • Fax: 1-800-447-8329 or 1-847-671-4380
 sloan.com