

# PORTABLE CAMBARS®

## A BAR FOR ALL OCCASIONS.

Portable and versatile, the CamBar makes outfitting events an opportunity rather than a hassle. CamBars deliver function and style whether you're pouring a drink from a bottle or creating a wide-variety of on-demand beverages.





# BUILD YOUR CAMBAR®

**SIZE** Cambars® come in three sizes



**SMALL** | DIMENSIONS  
 Length: 54"  
 Width: 25 7/8"  
 Height: 46 1/8"



**MEDIUM** | DIMENSIONS  
 Length: 67 1/2"  
 Width: 28 1/2"  
 Height: 47 1/2"



**LARGE** | DIMENSIONS  
 Length: 72 3/4"  
 Width: 26"  
 Height: 48"

**DESIGN** Select from a variety of colors and decors [Click to enlarge the images](#)

## STANDARD DECOR



## DESIGNER DECOR



**FEATURES** Cambars® offer a variety of features to satisfy any beverage needs



Post-Mix 8 button  
(BAR730 Complete System)



Pre-Mix 6 button  
(BAR730 Complete System)



Exclusive Cold Plate

- 5 & 7-bottle speed rail
- 80-pound (36,3 kg) capacity ice sink
- Four 5" (12,7 cm) swivel casters, 2 with brake
- Vinyl cover
- Ice sink cover
- Waste-water bin
- Retainer Strap



# BAR540

Highly portable, compact beverage bar for limited space.



## DIMENSIONS

Length: 54"  
Width: 25 7/8"  
Height: 46 1/8"

## FEATURES

- 5-bottle speed rail
- 80-pound (36,3 kg) capacity ice sink
- Four 5" (12,7 cm) swivel casters, 2 with brake
- Vinyl cover

## AVAILABLE IN THESE COLORS



Black  
110



Dark Brown  
131



Slate Blue  
401



Granite Gray  
191



Granite Sand  
194



Charcoal Gray  
615

[Click to enlarge the images](#)

## BAR540

## BAR540Ds

### ICE SINK AND COVER

Sink Only

Sink Only

### SPEED RAIL

5 bottle

5 or 7 bottle

### VINYL COVER

YES

YES

Casters: All BAR540 Models include Four 5" (12,7 cm) swivel, two with brake.



# BAR650

Mid-size beverage bar that fits standard elevators, ideal for off-premises catering.



## DIMENSIONS

Length: 67 1/2"  
Width: 28 1/2"  
Height: 47 1/2"

## FEATURES

- 7-bottle speed rail
- 80-pound (36,3 kg) capacity ice sink
- Four 5" (12,7 cm) swivel casters, 2 with brake
- Vinyl cover
- Ice sink and cover
- Waste-water bin
- Retainer Strap

## AVAILABLE IN THESE COLORS



Black  
110



Granite Gray  
with Black  
Base  
420



Chicago  
770



Carmel  
669

Click to enlarge the images

	BAR650 BAR650DS	BAR650CP BAR650DSCP	BAR650PM BAR650DSPM	BAR650PMT BAR650DSPMT	BAR650DX BAR650DSDX
BAG IN BOX SYRUPS PUMPS			3	3	
BAG IN BOX RACK (HOLDS 3 BOXES)			1	1	
CARBONATOR			YES	YES	
CO2 REGULATOR			YES	YES	YES
CO2 CLAMP & CHAIN		YES	YES	YES	YES
8 CIRCUIT COLD PLATE IN ICE SINK		YES	YES	YES	YES
ICE SINK AND COVER	YES	YES	YES	YES	YES
RETAINER STRAP	1	1	1	1	1
SPEED RAIL	7 bottle	7 bottle	7 bottle	7 bottle	7 bottle
WATER PUMP			YES	YES	
WATER TANK				YES	
WATER LINK HOOK UP (CITY SOURCE)			YES	YES	
WASTE WATER BIN	YES	YES	YES	YES	YES
VINYL COVER	YES	YES	YES	YES	YES

All BAR650 and BAR730 models include four 6" (15,24 cm) swivel casters, two with brake.



# BAR730

Spacious rolling bar for banquets and large events.



## DIMENSIONS

Length: 72 3/4"

Width: 26"

Height: 48"

## FEATURES

- 7-bottle speed rail
- 80-pound (36,3 kg) capacity ice sink
- 6 & 8-button soda gun
- Vinyl cover
- Ice sink and cover
- Waste-water bin Retainer Strap

## AVAILABLE IN THESE COLORS



Black  
110




Granite Gray with  
Black Base  
420



Chicago  
770



Carmel  
669

Click to enlarge the images 

	BAR730 BAR730DS	BAR730CP BAR730DSCP	BAR730PM BAR730DSPM	BAR730PMT BAR730DSPMT	BAR730DX BAR730DSDX
BAG IN BOX SYRUPS PUMPS			6	6	
BAG IN BOX RACK (HOLDS 3 BOXES)			2	2	
CARBONATOR			YES	YES	
CO2 REGULATOR			YES	YES	YES
CO2 CLAMP & CHAIN		YES	YES	YES	YES
8 CIRCUIT COLD PLATE IN ICE SINK		YES	YES	YES	YES
ICE SINK AND COVER	YES	YES	YES	YES	YES
RETAINER STRAP	2	2	2	2	2
SODA GUN			8 button	8 button	6 button
SPEED RAIL	7 bottle	7 bottle	7 bottle	7 bottle	7 bottle
WATER PUMP			YES	YES	
WATER TANK				YES	
WATER LINK HOOK UP (CITY SOURCE)			YES	YES	
WASTE WATER BIN	YES	YES	YES	YES	YES
VINYL COVER	YES	YES	YES	YES	YES

All BAR650 and BAR730 models include four 6" (15,24 cm) swivel casters, two with brake.




# CAMBAR® POST-MIX FEATURES

## Redesigned for Peak Functionality

- Soda gun and GFI-protected 110V outlet are ergonomically positioned for convenient operation access and maximized workspace.

- NSF listed beverage line with Flushable Glas-Flex™ liner for easy flushing and changing of even the strongest flavors.
- Hygienic and easy-to-clean.

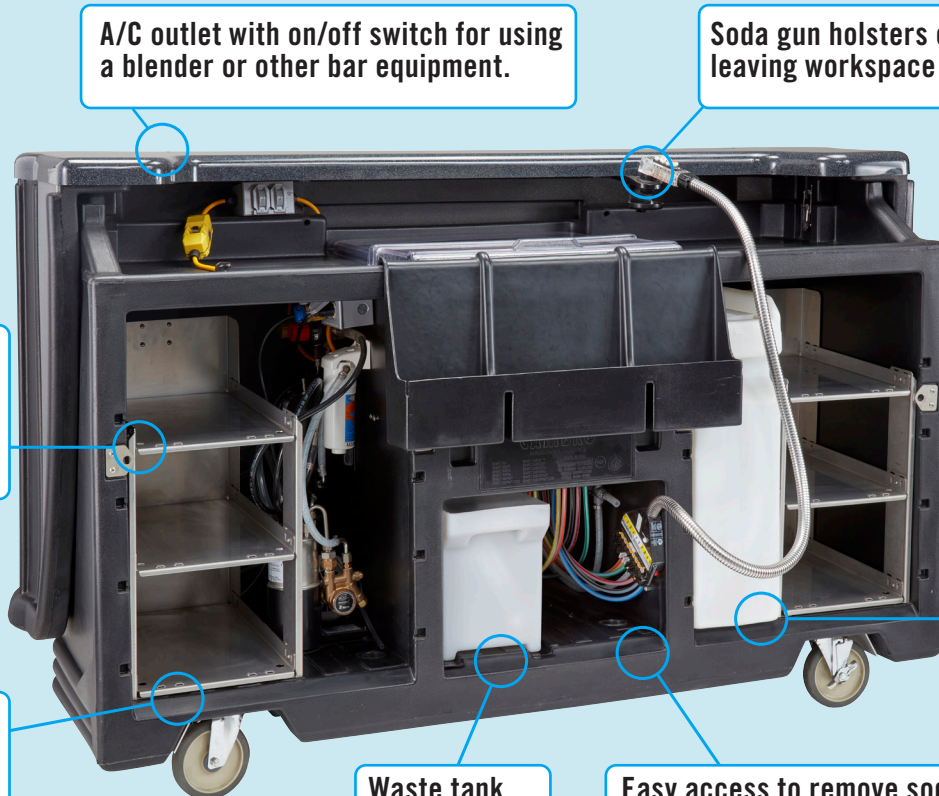
## FRONT



Pumps built into stainless steel box.

Color-coded syrup lines with Flushable Glas-Flex™ liner for easy flushing and changing of even the strongest flavors.

## BACK



A/C outlet with on/off switch for using a blender or other bar equipment.

Soda gun holsters onto shelf, leaving workspace clear.

Straps with molded anchors and eyelets anchor tanks to the unit.

Fresh water tank.

Stainless steel rack to hold bag in the box.

Waste tank.

Easy access to remove soda gun as needed.



# CAMBAR® INDEX

CODE	VOLTS	WATER TANK	DECOR	DIMENSIONS (L x W x H)	UNIT WEIGHT	LIST PRICE EA.
<b>BAR540</b>						
BAR540			Standard	54" x 25 7/8" x 46 1/8"	117 lbs.	\$ 3,470.00
BAR540DS			Designer	54" x 25 7/8" x 46 1/8"	123 lbs.	\$ 4,410.00
<b>BAR650</b>						
BAR650			Standard	67 1/2" x 28 1/2" x 47 1/2"	173 lbs.	\$ 6,780.00
BAR650DS			Designer	67 1/2" x 28 1/2" x 47 1/2"	220 lbs.	\$ 9,135.00
BAR650CP			Standard	67 1/2" x 28 1/2" x 47 1/2"	285 lbs.	\$ 9,970.00
BAR650DSCP	110		Designer	67 1/2" x 28 1/2" x 47 1/2"	303 lbs.	\$ 12,870.00
BAR650PM	110	YES	Standard	67 1/2" x 28 1/2" x 47 1/2"	301 lbs	\$ 18,275.00
BAR650DSPM	220	YES	Designer	67 1/2" x 28 1/2" x 47 1/2"	312 lbs	\$ 20,155.00
BAR650PMT	110		Standard	67 1/2" x 28 1/2" x 47 1/2"	312 lbs	\$ 20,025.00
BAR650DSPMT	110	YES	Designer	67 1/2" x 28 1/2" x 47 1/2"	348 lbs	\$ 22,715.00
BAR650DX	220	YES	Designer	67 1/2" x 28 1/2" x 47 1/2"	359 lbs	\$ 12,250.00
BAR650DSDX			Designer	67 1/2" x 28 1/2" x 47 1/2"	359 lbs	\$ 14,800.00
<b>BAR730</b>						
BAR730			Standard	72 3/4" x 26" x 48"	198 lbs.	\$ 6,200.60
BAR730DS			Designer	77 5/8" x 28 1/2" x 47 1/2"	245 lbs.	\$ 8,337.85
BAR730CP			Standard	72 3/4" x 26" x 48"	291 lbs.	\$ 8,852.85
BAR730DSCP			Designer	77 5/8" x 28 1/2" x 47 1/2"	321 lbs.	\$ 12,493.90
BAR730PM	110		Standard	72 3/4" x 26" x 48"	335 lbs.	\$ 15,367.60
BAR730PMT	110	YES	Standard	72 3/4" x 26" x 48"	346 lbs.	\$ 16,799.30
BAR730PMT220	220	YES	Standard	72 3/4" x 26" x 48"	346 lbs.	\$ 16,922.90
BAR730DSPM	110		Designer	77 5/8" x 28 1/2" x 47 1/2"	388 lbs.	\$ 17,345.20
BAR730DSPMT	110	YES	Designer	77 5/8" x 28 1/2" x 47 1/2"	398 lbs.	\$ 24,970.00
BAR730DSPMT2	220	YES	Designer	77 5/8" x 28 1/2" x 47 1/2"	398 lbs.	\$ 25,125.00
BAR730DX			Standard	72 3/4" x 26" x 48"	293 lbs.	\$ 13,105.00
BAR730DSDX		YES	Designer	77 5/8" x 28 1/2" x 47 1/2"	332 lbs.	\$ 17,525.00

## OPTIONAL ACCESSORIES FOR CAMBARS

CODE	DESCRIPTION	LIST PRICE EA.
650WS	Wire shelf for BAR650	\$ 86.25
730WS	Wire shelf for BAR730	\$ 60.25
730SR	7 bottle speed rail	\$ 136.75
BAR54SR	5 bottle speed rail	\$ 94.00