

PORTABLE CAMBARS®

A BAR FOR ALL OCCASIONS.

Portable and versatile, the CamBar makes outfitting events an opportunity rather than a hassle. CamBars deliver function and style whether you're pouring a drink from a bottle or creating a wide-variety of on-demand beverages.



BUILD YOUR CAMBAR®

SIZE Cambars® come in three sizes



SMALL | DIMENSIONS
 Length: 54"
 Width: 25 7/8"
 Height: 46 1/8"



MEDIUM | DIMENSIONS
 Length: 67 1/2"
 Width: 28 1/2"
 Height: 47 1/2"



LARGE | DIMENSIONS
 Length: 72 3/4"
 Width: 26"
 Height: 48"

DESIGN Select from a variety of colors and decors [Click to enlarge the images](#)

STANDARD DECOR



DESIGNER DECOR



FEATURES Cambars® offer a variety of features to satisfy any beverage needs



Post-Mix 8 button
(BAR730 Complete System)



Pre-Mix 6 button
(BAR730 Complete System)



Exclusive Cold Plate

- 5 & 7-bottle speed rail
- 80-pound (36,3 kg) capacity ice sink
- Four 5" (12,7 cm) swivel casters, 2 with brake
- Vinyl cover
- Ice sink cover
- Waste-water bin
- Retainer Strap



BAR540

Highly portable, compact beverage bar for limited space.



DIMENSIONS

Length: 54"
Width: 25 7/8"
Height: 46 1/8"

FEATURES

- 5-bottle speed rail
- 80-pound (36,3 kg) capacity ice sink
- Four 5" (12,7 cm) swivel casters, 2 with brake
- Vinyl cover

AVAILABLE IN THESE COLORS



Black
110



Dark Brown
131



Slate Blue
401



Granite Gray
191



Granite Sand
194



Charcoal Gray
615

[Click to enlarge the images](#)

BAR540

BAR540Ds

ICE SINK AND COVER

Sink Only

Sink Only

SPEED RAIL

5 bottle

5 or 7 bottle

VINYL COVER

YES

YES

Casters: All BAR540 Models include Four 5" (12,7 cm) swivel, two with brake.

BAR650

Mid-size beverage bar that fits standard elevators, ideal for off-premises catering.



DIMENSIONS

Length: 67 1/2"

Width: 28 1/2"

Height: 47 1/2"

FEATURES

- 7-bottle speed rail
- 80-pound (36,3 kg) capacity ice sink
- Four 5" (12,7 cm) swivel casters, 2 with brake
- Vinyl cover
- Ice sink and cover
- Waste-water bin
- Retainer Strap

AVAILABLE IN THESE COLORS



Black
110



Granite Gray
with Black
Base
420



Chicago
770



Carmel
669

Click to enlarge the images

| | BAR650 BAR650DS | BAR650CP BAR650DSCP | BAR650PM BAR650DSPM | BAR650PMT BAR650DSPMT | BAR650DX BAR650DSDX |
|----------------------------------|--------------------|------------------------|------------------------|--------------------------|------------------------|
| BAG IN BOX SYRUPS PUMPS | | | 3 | 3 | |
| BAG IN BOX RACK (HOLDS 3 BOXES) | | | 1 | 1 | |
| CARBONATOR | | | YES | YES | |
| CO2 REGULATOR | | | YES | YES | YES |
| CO2 CLAMP & CHAIN | | YES | YES | YES | YES |
| 8 CIRCUIT COLD PLATE IN ICE SINK | | YES | YES | YES | YES |
| ICE SINK AND COVER | YES | YES | YES | YES | YES |
| RETAINER STRAP | 1 | 1 | 1 | 1 | 1 |
| SPEED RAIL | 7 bottle | 7 bottle | 7 bottle | 7 bottle | 7 bottle |
| WATER PUMP | | | YES | YES | |
| WATER TANK | | | | YES | |
| WATER LINK HOOK UP (CITY SOURCE) | | | YES | YES | |
| WASTE WATER BIN | YES | YES | YES | YES | YES |
| VINYL COVER | YES | YES | YES | YES | YES |

All BAR650 and BAR730 models include four 6" (15,24 cm) swivel casters, two with brake.

BAR730

Spacious rolling bar for banquets and large events.



DIMENSIONS

Length: 72 3/4"

Width: 26"

Height: 48"

FEATURES

- 7-bottle speed rail
- 80-pound (36,3 kg) capacity ice sink
- 6 & 8-button soda gun
- Vinyl cover
- Ice sink and cover
- Waste-water bin Retainer Strap

AVAILABLE IN THESE COLORS



Black
110




Granite Gray with
Black Base
420



Chicago
770



Carmel
669

Click to enlarge the images 

| | BAR730 BAR730DS | BAR730CP BAR730DSCP | BAR730PM BAR730DSPM | BAR730PMT BAR730DSPMT | BAR730DX BAR730DSDX |
|----------------------------------|--------------------|------------------------|------------------------|--------------------------|------------------------|
| BAG IN BOX SYRUPS PUMPS | | | 6 | 6 | |
| BAG IN BOX RACK (HOLDS 3 BOXES) | | | 2 | 2 | |
| CARBONATOR | | | YES | YES | |
| CO2 REGULATOR | | | YES | YES | YES |
| CO2 CLAMP & CHAIN | | YES | YES | YES | YES |
| 8 CIRCUIT COLD PLATE IN ICE SINK | | YES | YES | YES | YES |
| ICE SINK AND COVER | YES | YES | YES | YES | YES |
| RETAINER STRAP | 2 | 2 | 2 | 2 | 2 |
| SODA GUN | | | 8 button | 8 button | 6 button |
| SPEED RAIL | 7 bottle | 7 bottle | 7 bottle | 7 bottle | 7 bottle |
| WATER PUMP | | | YES | YES | |
| WATER TANK | | | | YES | |
| WATER LINK HOOK UP (CITY SOURCE) | | | YES | YES | |
| WASTE WATER BIN | YES | YES | YES | YES | YES |
| VINYL COVER | YES | YES | YES | YES | YES |

All BAR650 and BAR730 models include four 6" (15,24 cm) swivel casters, two with brake.


CAMBAR® POST-MIX FEATURES

Redesigned for Peak Functionality

- Soda gun and GFI-protected 110V outlet are ergonomically positioned for convenient operation access and maximized workspace.

- NSF listed beverage line with Flushable Glas-Flex™ liner for easy flushing and changing of even the strongest flavors.
- Hygienic and easy-to-clean.

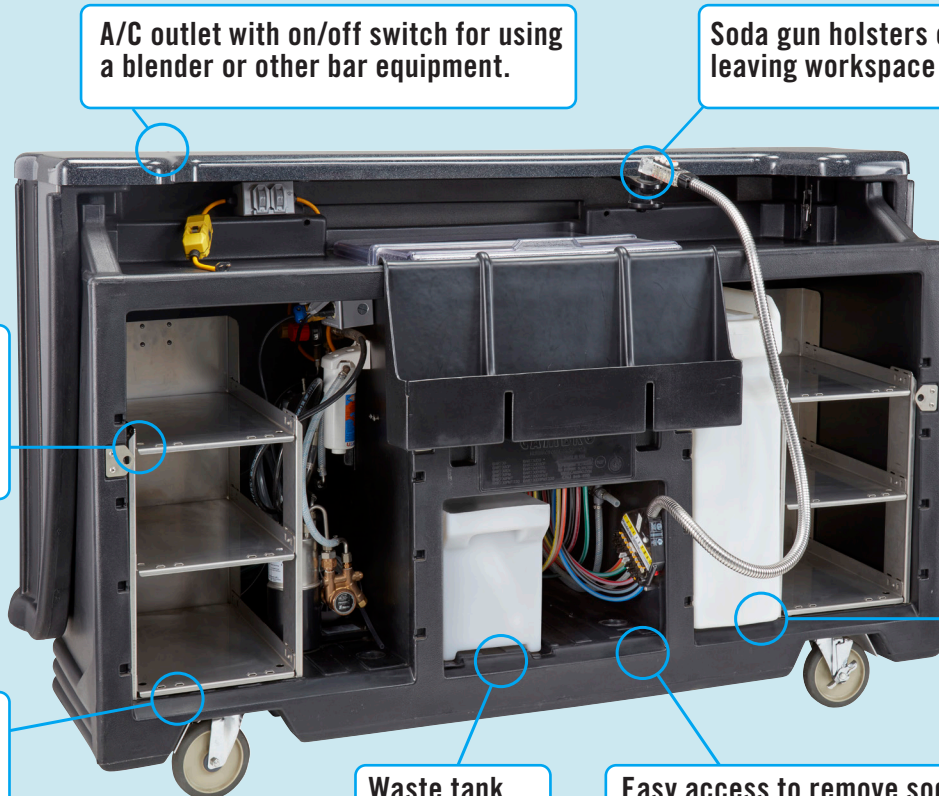
FRONT



Pumps built into stainless steel box.

Color-coded syrup lines with Flushable Glas-Flex™ liner for easy flushing and changing of even the strongest flavors.

BACK



A/C outlet with on/off switch for using a blender or other bar equipment.

Soda gun holsters onto shelf, leaving workspace clear.

Straps with molded anchors and eyelets anchor tanks to the unit.

Fresh water tank.

Stainless steel rack to hold bag in the box.

Waste tank.

Easy access to remove soda gun as needed.

CAMBAR® INDEX

| CODE | VOLTS | WATER TANK | DECOR | DIMENSIONS (L x W x H) | UNIT WEIGHT | LIST PRICE EA. |
|---------------|-------|------------|----------|-----------------------------|-------------|----------------|
| BAR540 | | | | | | |
| BAR540 | | | Standard | 54" x 25 7/8" x 46 1/8" | 117 lbs. | \$ 3,470.00 |
| BAR540DS | | | Designer | 54" x 25 7/8" x 46 1/8" | 123 lbs. | \$ 4,410.00 |
| BAR650 | | | | | | |
| BAR650 | | | Standard | 67 1/2" x 28 1/2" x 47 1/2" | 173 lbs. | \$ 6,780.00 |
| BAR650DS | | | Designer | 67 1/2" x 28 1/2" x 47 1/2" | 220 lbs. | \$ 9,135.00 |
| BAR650CP | | | Standard | 67 1/2" x 28 1/2" x 47 1/2" | 285 lbs. | \$ 9,970.00 |
| BAR650DSCP | 110 | | Designer | 67 1/2" x 28 1/2" x 47 1/2" | 303 lbs. | \$ 12,870.00 |
| BAR650PM | 110 | YES | Standard | 67 1/2" x 28 1/2" x 47 1/2" | 301 lbs | \$ 18,275.00 |
| BAR650DSPM | 220 | YES | Designer | 67 1/2" x 28 1/2" x 47 1/2" | 312 lbs | \$ 20,155.00 |
| BAR650PMT | 110 | | Standard | 67 1/2" x 28 1/2" x 47 1/2" | 312 lbs | \$ 20,025.00 |
| BAR650DSPMT | 110 | YES | Designer | 67 1/2" x 28 1/2" x 47 1/2" | 348 lbs | \$ 22,715.00 |
| BAR650DX | 220 | YES | Designer | 67 1/2" x 28 1/2" x 47 1/2" | 359 lbs | \$ 12,250.00 |
| BAR650DSDX | | | Designer | 67 1/2" x 28 1/2" x 47 1/2" | 359 lbs | \$ 14,800.00 |
| BAR730 | | | | | | |
| BAR730 | | | Standard | 72 3/4" x 26" x 48" | 198 lbs. | \$ 6,200.60 |
| BAR730DS | | | Designer | 77 5/8" x 28 1/2" x 47 1/2" | 245 lbs. | \$ 8,337.85 |
| BAR730CP | | | Standard | 72 3/4" x 26" x 48" | 291 lbs. | \$ 8,852.85 |
| BAR730DSCP | | | Designer | 77 5/8" x 28 1/2" x 47 1/2" | 321 lbs. | \$ 12,493.90 |
| BAR730PM | 110 | | Standard | 72 3/4" x 26" x 48" | 335 lbs. | \$ 15,367.60 |
| BAR730PMT | 110 | YES | Standard | 72 3/4" x 26" x 48" | 346 lbs. | \$ 16,799.30 |
| BAR730PMT220 | 220 | YES | Standard | 72 3/4" x 26" x 48" | 346 lbs. | \$ 16,922.90 |
| BAR730DSPM | 110 | | Designer | 77 5/8" x 28 1/2" x 47 1/2" | 388 lbs. | \$ 17,345.20 |
| BAR730DSPMT | 110 | YES | Designer | 77 5/8" x 28 1/2" x 47 1/2" | 398 lbs. | \$ 24,970.00 |
| BAR730DSPMT2 | 220 | YES | Designer | 77 5/8" x 28 1/2" x 47 1/2" | 398 lbs. | \$ 25,125.00 |
| BAR730DX | | | Standard | 72 3/4" x 26" x 48" | 293 lbs. | \$ 13,105.00 |
| BAR730DSDX | | YES | Designer | 77 5/8" x 28 1/2" x 47 1/2" | 332 lbs. | \$ 17,525.00 |

OPTIONAL ACCESSORIES FOR CAMBARS

| CODE | DESCRIPTION | LIST PRICE EA. |
|---------|-----------------------|----------------|
| 650WS | Wire shelf for BAR650 | \$ 86.25 |
| 730WS | Wire shelf for BAR730 | \$ 60.25 |
| 730SR | 7 bottle speed rail | \$ 136.75 |
| BAR54SR | 5 bottle speed rail | \$ 94.00 |