

## PRODIGY® ELITE



### ELITE RELIABILITY



**PRESERVATION MODE MAXIMIZES UPTIME AND NOTIFIES USERS OF POTENTIAL ISSUES**



**UPGRADED SENSOR DESIGN ENHANCES CLEANABILITY AND AMPLIFIES DURABILITY**



**ENHANCED AUTOALERT™ INDICATOR LIGHTS - INCLUDING BIN FULL AND BLUETOOTH® PAIRING WITH SCOTSMAN'S ICELINQ® MOBILE APP**



**WATERSENSE ADAPTIVE PURGE OPTIMIZES WATER CONSUMPTION KEEPING THE MACHINE CLEANER AND OPERATING MORE EFFICIENTLY**



**100% OF UNITS ARE QUALITY CHECKED BEFORE LEAVING OUR ISO 9001:2015 CERTIFIED FACTORY IN FAIRFAX, SC**



### A NEW WAY TO INTERACT

**ICELINQ® MOBILE APP SIMPLIFIES YOUR EXPERIENCE AND PROVIDES INTUITIVE OPERATION, CLEANING, AND MAINTENANCE FOR MAXIMUM UPTIME**

- + BLUETOOTH® CONNECTIVITY
- + GUIDED CLEANING
- + TROUBLESHOOTING
- + MACHINE CONTROLS

\*Compatible with Prodigy ELITE® models



#### SMALL & MEDIUM CUBE

**SMALL CUBE: 7/8" X 7/8" X 3/8"**

**MEDIUM CUBE: 7/8" X 7/8" X 7/8"**



MODEL FAMILY	MC0322	MC0522	MC0722	MC222L	MC0330	MC0530	MC0630	MC0830	MC1030	MC330L	MC430L	MC1448	MC1848	MC2148	MC2648
ICE PROD.	356 LB.	475 LB.	758 LB.	1030 LB.	400 LB.	525 LB.	640 LB.	905 LB.	1077 LB.	1411 LB.	1775 LB.	1553 LB.	1909 LB.	1965 LB.	2630 LB.
WIDTH	22"	22"	22"	22"	30"	30"	30"	30"	30"	30"	30"	48"	48"	48"	48"
DEPTH	24"	24"	24"	17"	24"	24"	24"	24"	24"	24"	24"	24"	24"	24"	29"
HEIGHT	23"	23"	29"	29"	23"	23"	23"	29"	29"	23"	29"	29"	29"	29"	34"

22" MODELS

30" MODELS

48" MODELS

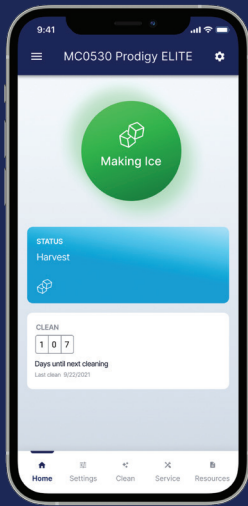
\*Approximate Ice Production Per 24 Hours. Based on air-cooled condenser unit (or remote) at 70°F air and 50°F Water



# A NEW WAY TO INTERACT

Owning, operating, and servicing an ice machine has never been easier.

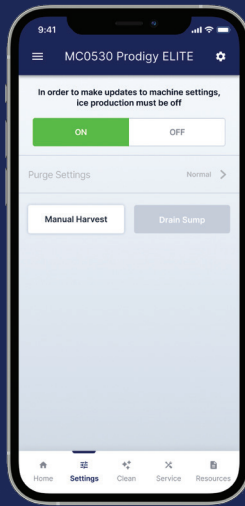
## A SIMPLIFIED, INTUITIVE EXPERIENCE.



OPERATION

### MACHINE DASHBOARD

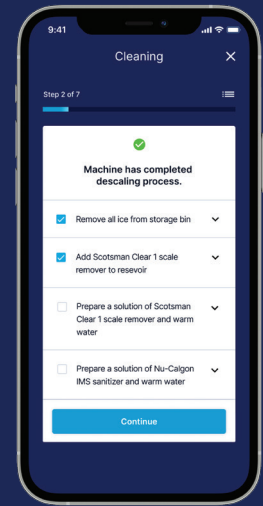
Intuitive display provides instant awareness of machine status and required maintenance



MAINTENANCE

### EFFORTLESS ADJUSTMENTS

Simple controls make the machine easy to service and operate



CLEANING

### GUIDED CLEANING

An interactive, step-by-step guide for a more efficient and thorough cleaning

## MORE KEY FEATURES



### BLUETOOTH® CONNECTIVITY

Easy pairing to access machine without removing panels



### QUICK & PRECISE SERVICE DIAGNOSTICS

View and troubleshoot errors in real-time while referencing error, cleaning, and settings history to maximize uptime



### UNIT SPECIFIC MACHINE INFORMATION

Quickly access warranty information, parts list, manuals, and more

\*Compatible with Prodigy ELITE® models

an Ali Group Company



The Spirit of Excellence



SIS-SS-PE-0123