



Model: _____ Item #: _____ Date: _____

Project: _____ Qty: _____ Approved By: _____

Drainboard Corner Fillers

Royal Series Underbar

Standard Features

- Designed to mount between two adjacent underbar units for bars that have inside or outside turns
- Can be mounted to adjacent stable surfaces
- Removable stainless perforated top with hemmed edges and welded corners

Optional Accessories

Model	Description
KR-204	3-1/2" Round Cutout
KR-702	Leg and Side Support
KR-704	Cutout with Chase (specify location)

Specifications

Drainboard

- 20 gauge embossed stainless steel reinforced with welded braces every 6"
- 3/4" radius on all vertical and horizontal edges
- Includes perforated insert

Material

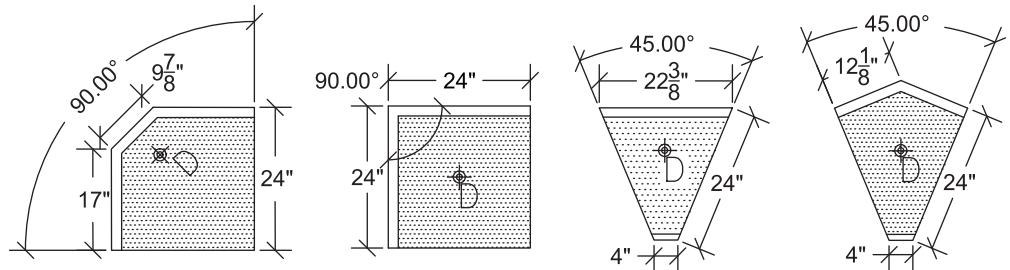
- Front Apron: 20 gauge stainless steel
- Top: 20 gauge stainless steel
- Backsplash: 20 gauge stainless steel clad over 20 gauge galvanized steel

Plumbing

- 1" IPS Drain Connection

Rear Corner Drainboards

Model	Description	Wgt. (lbs.)
KR24-DR90	90° Straight Corner	65
KR24-DRC90	90° Full Corner	65
KR24-DR45	45° Straight Corner	55
KR24-DRC45	45° Angled Corner	55

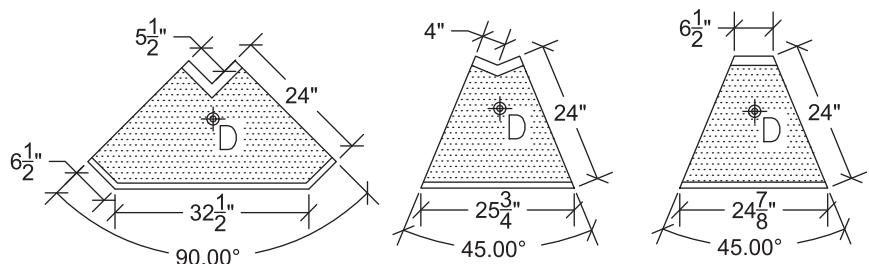



NOTE

Royal Drainboard Fillers are built to order and cannot be returned.

Front Corner Drainboards

Model	Description	Wgt. (lbs.)
KR24-DFC90	90° Full Corner	65
KR24-DF45	45° Straight Corner	55
KR24-DFC45	45° Angled Corner	55



NOTE

Royal Drainboard Fillers are built to order and cannot be returned.

