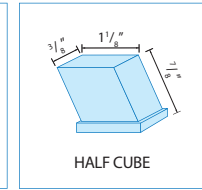
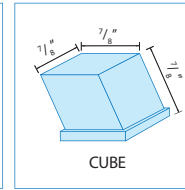
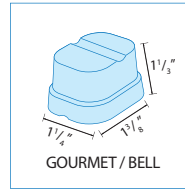


# UNDER COUNTER AIR COOLED



## IU-0070

\* Replaces WU-0070

MODEL	STORAGE CAPACITY	DIMENSION (WxDxH)	WEIGHT	ICE SHAPE
	lbs	inch	lbs (Net / Shipping)	
IU-0070-OU	26	15 x 25 x 34	104 / 119	GOURMET/ BELL
CONDENSER	ELECTRICAL OPTIONS	Power (kWh/100 lbs ice)	Air / Water 70°F / 50°F	Air / Water 90°F / 70°F
Air Cooled	115 V/60 Hz/1 Ph	11.15	60 lbs	48 lbs

Optional drain pump kit: IPK-56 (AC motor drain pump kit), IPK-60B (DC motor drain pump kit)



\* FWU-0100R

## WU-0100

MODEL	STORAGE CAPACITY	DIMENSION (WxDxH)	WEIGHT	ICE SHAPE
	lbs	inch	lbs (Net / Shipping)	
WU-0100-AC	27	21 x 23 x 34.7	110 / 115	CUBE
CONDENSER	ELECTRICAL OPTIONS	Power (kWh/100 lbs ice)	Air / Water 70°F / 50°F	Air / Water 90°F / 70°F
Air Cooled	115 V/60 Hz/1 Ph	9.39	105 lbs	82 lbs

\* FWU-0100R: Replacement water Filter (1 unit included)

A filter is required for this machine to operate. If your machine stops producing ice, it is likely time to replace the filter.



## IU-0170

MODEL	STORAGE CAPACITY	DIMENSION (WxDxH)	WEIGHT	ICE SHAPE
	lbs	inch	lbs (Net / Shipping)	
IU-0170-AC	77	26 x 28 x 39	154 / 183	CUBE
IU-0170-AH				HALF CUBE
CONDENSER	ELECTRICAL OPTIONS	Power (kWh/100 lbs ice)	Air / Water 70°F / 50°F	Air / Water 90°F / 70°F
Air Cooled	115 V/60 Hz/1 Ph	8.62	175 lbs	140 lbs



## IU-0220

MODEL	STORAGE CAPACITY	DIMENSION (WxDxH)	WEIGHT	ICE SHAPE
	lbs	inch	lbs (Net / Shipping)	
IU-0220-AC	77	26 x 28 x 39	154 / 183	CUBE
IU-0220-AH				HALF CUBE
CONDENSER	ELECTRICAL OPTIONS	Power (kWh/100 lbs ice)	Air / Water 70°F / 50°F	Air / Water 90°F / 70°F
Air Cooled	115 V/60 Hz/1 Ph	8.62	202 lbs	150 lbs