


V SERIES BRAISING PANS

FIELD-INSTALLED ACCESSORIES

CASTERS

Set of 4 adjustable casters with 2 locking, 4" wheels



CASTERS BP
All models

DRAIN PAN

Drain pan and hose (1½" x 7/8" ID food grade 36" length)



20X4 DRNPAN
All models

STEAM PAN INSERT

Steam pan insert (pan not included)



BPSTEAM INSERT
All models

CATCH CAN


Catch can with bail handle and drain hose (1" ID x 48" length) for draw-off valve



CATCH CAN
All models with DOV

BOILING BASKET

Stainless steel perforated boiling basket (12" x 20" x 6" deep) with handles



BOILING BASKET
All models

QUICK DISCONNECT HOSE

¾" x 4' quick disconnect hose with restraining device



3/4QD-HOSE-4
All gas braising pans

K SERIES - FLOOR MOUNTED | ACCESSORIES**FIELD-INSTALLED ACCESSORIES****CLEANING KIT**

Includes draw-off brush, clean-up brush with 36" handle and paddle scraper with 40" handle



CLEANUP KIT
For all models

PADDLE SCRAPER

Paddle scraper with 48" handle with nylon blade



PADDLE 48
For all models

WHIP

Stainless steel 48" whip



SSTWHIP 48
For all models

QUICK DISCONNECT HOSE


3/4" x 4' quick disconnect hose with restraining device



3/4QD-HOSE-4
For all gas kettles

CATCH CAN

Catch can with bail handle and drain hose (1" ID x 48" length) for draw-off valve



CATCH CAN
All Models with DOV

STARCH SKIMMER

Starch skimmer drain tube, for use when cooking pasta.



STRCH-SKIMMER