

SCB SERIES | LOW PROFILE

A winning charbroiler for kitchens of all sizes.

STANDARD FEATURES:

- Powerful 14,500 BTU/hr burner in each 6" broiler section
- Heavy duty cast iron burners, radiants and grates provide exceptional durability
- Deflector panels below burners focus heat into cooking—design keeps crumb tray cool and protects refrigerated bases
- Easy-to-light design, standing pilot ignition
- 4" adjustable legs







SCB36

LOW PROFILE SCB SERIES GRIDDLES

Model	Dimensions (W x D x H)	Cooking Height	Total BTU/hr	Number of grates
SCB25	25 ³ / ₈ " x 31" x 27 ¹ / ₄ "	14 ³ / ₄ "	58,000	4
SCB36	36" x 31" x 27 ¹ / ₄ "	14 ³ / ₄ "	87,000	6
SCB47	46 ⁷ / ₈ " x 31" x 27 ¹ / ₄ "	14 ³ / ₄ "	116,000	8
SCB60	60" x 31" x 27 ¹ / ₄ "	14 ³ / ₄ "	159,500	11
SCB72	72" x 31" x 27 ¹ / ₄ "	14 ³ / ₄ "	188,500	13

FIELD-INSTALLED ACCESSORIES

<p>10" Depth, stainless steel plate rail</p> <p>PLTRAIL-VCCB25 For SCB25 PLTRAIL-VCCB36 For SCB36 PLTRAIL-VCCB47 For SCB47 PLTRAIL-VCCB60 For SCB60 PLTRAIL-VCCB72 For SCB72</p>	<p>6" Add-on splash guard sides and back</p> <p>SPLASH6-CB25 For SCB25 SPLASH6-CB36 For SCB36 SPLASH6-CB47 For SCB47 SPLASH6-CB60 For SCB60 SPLASH6-CB72 For SCB72</p> <p><i>(Not compatible with Overshell)</i></p>	<p>Waffle grate / crisscross grate</p>  <p>GRATE-WAFFLE all SCB</p>
<p>Cast iron diamond grate</p>  <p>GRATE-CDIA7 for all SCB</p>	<p>Stainless steel diamond grate</p>  <p>GRATE-SSDIA7 for all SCB</p>	<p>1/2" Round Rod, 6" wide section</p>  <p>GRATE-RROD7 for all SCB</p>