

CUBE



CU0415*

15" W x 24" D x 31.9" H
Production: Up to 58 lb./24 hr.
Storage: 36 lb.



CU0715*

15" W x 24" D x 31.9" H
Production: Up to 80 lb./24 hr.
Storage: 36 lb.



CU0920*

20" W x 24" D x 31.9" H
Production: Up to 100 lb./24 hr.
Storage: 57 lb.

FLAKE



UF0915*

15" W x 24" D x 31.9" H
Production: Up to 96 lb./24 hr.
Storage: 36 lb.



UF1415*

15" W x 24" D x 31.9" H
Production: Up to 142 lb./24 hr.
Storage: 36 lb.



UF2020*

20" W x 24" D x 31.9" H
Production: Up to 216 lb./24 hr.
Storage: 57 lb.

NUGGET



UN0815*

15" W x 24" D x 31.9" H
Production: Up to 79 lb./24 hr.
Storage: 36 lb.



UN1215*

15" W x 24" D x 31.9" H
Production: Up to 119 lb./24 hr.
Storage: 36 lb.




UN1520*

20" W x 24" D x 31.9" H
Production: Up to 167 lb./24 hr.
Storage: 57 lb.

FLOOR MOUNT KITS

In order to fit underneath a 34" ADA countertop, an ice machine should be no taller than 32" (need to allow 2" tolerance for countertop thickness). While removing the 6" legs will reduce the height of the machine, most municipal health codes require a floor mount kit for sanitation and cleaning.



KUFM15

Floor mount kit for 15" width units
Lowers overall height to 31.9"



KUFM20

Floor mount kit for 20" width units
Lowers overall height to 31.9"



*ADA Compliant with optional floor mount kit

ICE & WATER DISPENSERS

HID207‡

Production: Up to 196 lb./24 hr.
Storage: 7 lb.

HID312*


Production: Up to 260 lb./24 hr.
Storage: 12 lb.

HID525*

Production: Up to 500 lb./24 hr.
Storage: 25 lb.

HID540*

Production: Up to 500 lb./24 hr.
Storage: 40 lb.



‡HID207 push-button model is not ADA compliant when combined with the KLP24A leg kit on top of a 34" ADA compliant countertop. Both push-button and touch-free models are ADA compliant when placed on HSTCD16 stand.
*HID312/HID525/HID540 push-button model is not ADA compliant on HST16, HST21, or a 34" ADA compliant countertop.

HOTEL DISPENSERS



HD22

22" W x 33.5" D x 53.25" H
Storage: 120 lb.

HD30

30" W x 33.5" D x 53.25" H
Storage: 180 lb.

ICE ONLY DISPENSERS

IOD150

23" W x 31" D x 35" H
Storage: 150 lb.

IOD200

30" W x 31" D x 35" H
Storage: 200 lb.

IOD250

30" W x 31" D x 41" H
Storage: 250 lb.



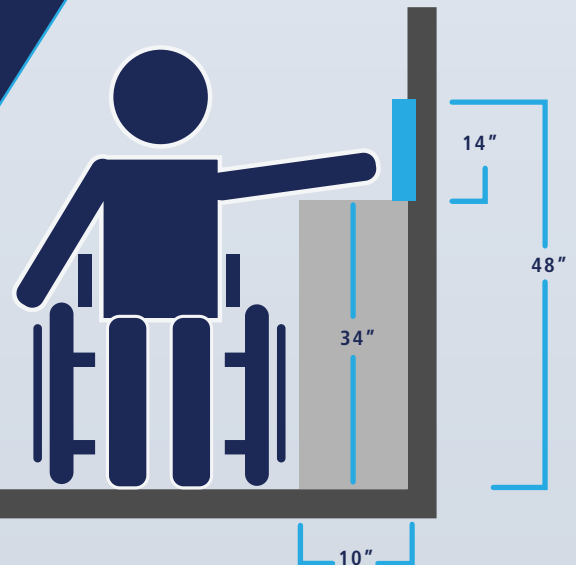
42" reach from floor to lever when on IODST22 or IODST30 stand.

Also compliant when used with IODST22 or IODST30 machine stands.

ADA COMPLIANCE GUIDELINES

- The countertop height on which the equipment is to be placed is a maximum of 34 inches in height to ensure compliance with the ADA's "reach range requirement"
- Self-service equipment operable parts are 14 inches maximum over the countertop height
- Self-service equipment is placed within 10 inches from the countertop edge

*ADA compliance contingent upon various factors. Customer must verify all design aspects meet ADA regulations.



an Ali Group Company



The Spirit of Excellence