



Project _____

Item # _____

Quantity _____

Refrigerated Drop-In Wells


Models: CWB-1, -2, -3, -4, -5, -6

Hatco's Refrigerated Drop-In Well keeps pre-chilled food products at safe serving temperatures. Unique top angled inside wall design allows cold air to effectively blanket your food product to keep the food optimally cold and fresh.

This is a top mount unit that holds full-size pans, available in one-through six-pan configurations. The electronic control assembly can be conveniently mounted to either side of the condensing unit or remotely mounted up to four feet (1219 mm) from the unit (cannot be mounted over condensing coil).

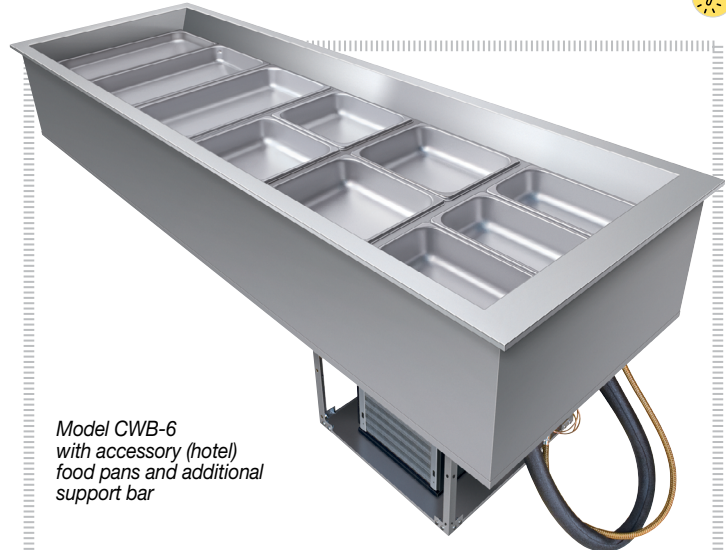
Standard features

- Top mount unit holds full-size pans in 1- to-6-pan configurations
- NSF 7 approved cold wall construction utilizes a refrigerant that keeps food product cold without drying it out



The unique angled inside wall design provides easy access and clear views. The greater surface area of the angled wall and the placement of the coils allow cold air to more effectively blanket your food product.

- Condenser utilizes R-513A refrigerant
- Adjustable condensing unit can rotate 90° or 180° on all models for easy venting adjustments and flexibility at installation
- For the 4-, 5- and 6-pan units the condensing can be mounted in several positions between the center of the well and the evaporator coil connections
- Easy serviceability with a sight glass, service valves, dryer/filter and a receiver. Long, flexible refrigerant line (ability to pullout condensing unit) for service
- Auto-defrost is activated through an advanced electronic controller programmed at customer location
- Optimal insulation on sides and bottom ensure better cold retention
- Environmentally friendly insulation used throughout
- Matches the Hatco line of Heated Wells for a fully integrated look
- 1" NPT brass drain simplifies cleaning



Model CWB-6 with accessory (hotel) food pans and additional support bar

Options (available at time of purchase only)

- Additional Four-Year Parts Only Warranty on the Compressor at Time of Unit Purchase (Not available for export voltages)
- Slant Kit to give Cold Wells a 5° tilt
- Gasket (Factory installed and eliminates the need for silicone or other sealants)

Accessories

Pan Support Bars

- 12" (305 mm), hangs from 20" (508 mm) Pan Support Bar
- 20" (508 mm), hangs from pan shelf

Stainless Steel Food Pans:

- Third-Size (2.5" [64 mm] H)
- Half-Size (2.5" [64 mm] H)
- Full-Size (2.5" [64 mm] H)
- Full-Size (4" [101 mm] H)
- Full-Size (6" [152 mm] H)

- False Bottom (perforated false bottom)
- Condensate Evaporator Pan (1.75 QT)

Trivets:

- Half-Size (10.19" [259 mm] W x 7.625" [194 mm] D)
- Full-Size (10.125" [259 mm] W x 18" [457 mm] D)



For operation, location and safety information, please refer to the Installation and Operating Manual.



HATCO CORPORATION | P.O. Box 340500 Milwaukee, WI 53234-0500 U.S.A. | (414) 671-6350



www.hatcocorp.com | support@hatcocorp.com | [Find a Hatco Rep](#) | [Image Library](#) | [Document Library](#) | [Patents](#) | [Chat](#)



Refrigerated Drop-In Wells

Models: CWB-1, -2, -3, -4, -5, -6

Ordering Instructions:

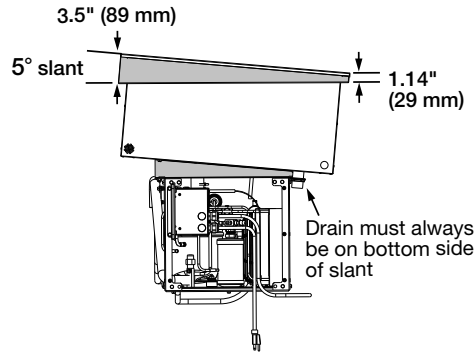
Please specify the following with each order:

- Desired Voltage and Hz:**
120 (60 Hz),
220, 230 or 240V (50 or 60 Hz)
- Number of Drop-In Wells Required:**
1-, 2-, 3-, 4-, 5-, or 6-pan as rectangular, full-size, 12" x 20" (305 mm x 508 mm)
- Electronic Control Assembly** can be mounted on either side of the Condensing Unit or remotely mounted up to 4 feet (1219 mm) from the unit (cannot be mounted over the condensing unit)

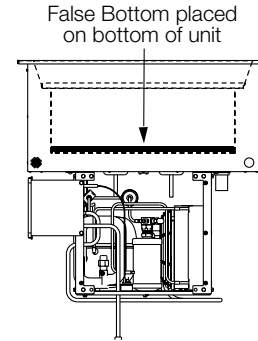
Option

- Slant Option** for CWB-1, -2, -3, -4, -5 or -6
- Gasket** to eliminate need for silicone or other sealants

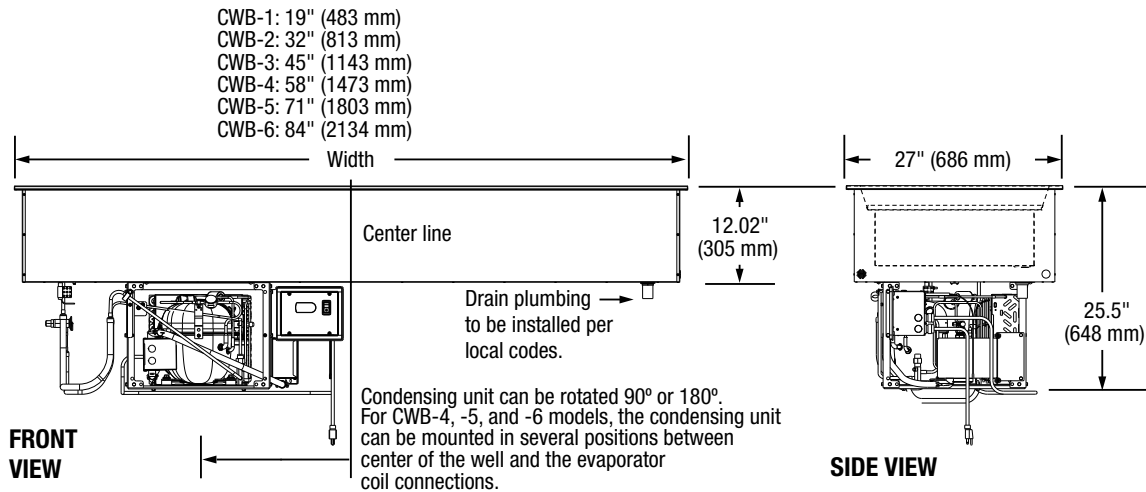
ALL MODELS Slant Option (gray highlight)



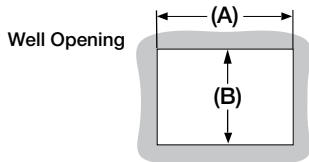
ALL MODELS False Bottom Accessory 1-part, 2- or 3-part, depending on pan size



Model CWB-1, -2, -3, -4, -5, -6 Series



Cutout Dimensions for Refrigerated Drop-In Wells



Model	Minimum Width (A)	Maximum Width (A)	Minimum Depth (B)	Maximum Depth (B)
CWB-1	17.125" (435 mm)	18" (457 mm)	25.19" (640 mm)	26" (660 mm)
CWB-2	30.125" (765 mm)	31" (787 mm)		
CWB-3	43.125" (1096 mm)	44" (1118 mm)		
CWB-4	56.125" (1426 mm)	57" (1448 mm)		
CWB-5	69.125" (1756 mm)	70" (1778 mm)		
CWB-6	82.125" (2086 mm)	83" (2108 mm)		





Refrigerated Drop-In Wells

Models: CWB-1, -2, -3, -4, -5, -6

SPECIFICATIONS Refrigerated Drop-In Wells

The shaded areas contain electrical information for International models

Model†	Dimensions (Width x Depth x Height, 12" [305 mm] Well Height)	Voltage	HP Compressor Size	Hz	Watts	Amps	Plug	Total Heat of Rejection (BTU/Hr)	Approx. Ship Weight
CWB-1	19" x 27" x 25.5" (483 x 686 x 648 mm)	120	1/5	60	300	3.8	5-15P	1288	133 lbs. (61 kg)
		220/230/240	1/3	50	1089/1190/1296	5.0/5.2/5.4	BS-1363, CEE 7/7 Schuko, AS 3112	—	
				60	1129/1234/1344	5.1/5.4/5.6	BS-1363, CEE 7/7 Schuko	—	
CWB-2	32" x 27" x 25.5" (813 x 686 x 648 mm)	120	1/5	60	300	3.8	5-15P	1528	155 lbs. (71 kg)
		220/230/240	1/3	50	1089/1190/1296	5.0/5.2/5.4	BS-1363, CEE 7/7 Schuko, AS 3112	—	
				60	1129/1234/1344	5.1/5.4/5.6	BS-1363, CEE 7/7 Schuko	—	
CWB-3	45" x 27" x 25.5" (1143 x 686 x 648 mm)	120	1/5	60	300	3.8	5-15P	1768	173 lbs. (79 kg)
		220/230/240	1/3	50	1089/1190/1296	5.0/5.2/5.4	BS-1363, CEE 7/7 Schuko, AS 3112	—	
				60	1129/1234/1344	5.1/5.4/5.6	BS-1363, CEE 7/7 Schuko	—	
CWB-4	58" x 27" x 25.5" (1473 x 686 x 648 mm)	120	1/3	60	450	5.9	5-15P	2519	211 lbs. (96 kg)
		220/230/240	3/8	50	826/904/984	3.8/3.9/4.1	BS-1363, CEE 7/7 Schuko, AS 3112	—	
			1/3	60	1129/1234/1344	5.1/5.4/5.6	BS-1363, CEE 7/7 Schuko	—	
CWB-5	71" x 27" x 25.5" (1803 x 686 x 648 mm)	120	5/8	60	800	8.7	5-15P	3954	248 lbs. (113 kg)
		220/230/240	1/2	50	826/904/984	3.8/3.9/4.1	BS-1363, CEE 7/7 Schuko, AS 3112	—	
			5/8	60	1956/2138/2328	8.9/9.3/9.7	BS-1363, CEE 7/7 Schuko	—	
CWB-6	84" x 27" x 25.5" (2134 x 686 x 648 mm)	120	5/8	60	800	8.7	5-15P	4194	292 lbs. (133 kg)
		220/230/240	1/2	50	826/904/984	3.8/3.9/4.1	BS-1363, CEE 7/7 Schuko, AS 3112	—	
			5/8	60	1956/2138/2328	8.9/9.3/9.7	BS-1363, CEE 7/7 Schuko	—	

† Models shipped with electronic temperature control, pan support bars for full-size pans, condensing unit (can be rotated), auto-defrost, sight glass, service valves and filter-drier.
 ‡ Single phase only

R-513A REFRIGERANT OPERATING SPECIFICATIONS in 75°F (24°C) AMBIENT



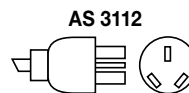
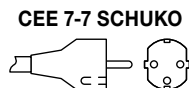
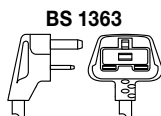
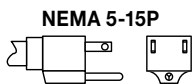
Refer to the Installation section in the Installation and Operating Manual on the Hatco website

- Suction Pressure: 6-9 PSIG (0.4-0.6 Bar)
- Discharge Pressure : 115-125 PSIG (7.9-8.6 Bar)
- Superheat: 4-10° F (2.2° to 5.6 °C)
- Subcooling: 5-10° F (2.8° to 5.6 °C)

FACTORY FILL RATES for R-513A REFRIGERANT

Model	Fill Weight
CWB-1	1 lb. 5 oz. (0.595 kg)
CWB-2	1 lb. 7 oz. (0.652 kg)
CWB-3	
CWB-4	1 lb. 5 oz. (0.595 kg)
CWB-5	2 lb. 3 oz. (0.992 kg)
CWB-6	

PLUG CONFIGURATIONS



PRODUCT SPECS Refrigerated Drop-In Wells

The NSF 7 approved Refrigerated Drop-in Well shall be a Model ... as manufactured by the Hatco Corporation, Milwaukee, WI 53234 U.S.A.

With 24/7 parts and service assistance (U.S. and Canada only), the Refrigerated Drop-in Well shall be rated at ... watts, ... volts, ... hp, and be ... inches (millimeters) in overall width and be ... inches (millimeters) in overall depth. It shall utilize R-513A refrigerant and consist of aluminized steel housing with a stainless bezel, an

electronic temperature control, pan support bars for full-size pans, condensing unit (can be rotated), compressor, flexible refrigerant lines, sight glass, service valves, receiver, and dryer/filter.

Accessories may include pan support bars, false bottom, trivets and stainless steel food pans.

Warranty consists of 24/7 parts and service assistance (U.S. and Canada only).

HATCO CORPORATION | P.O. Box 340500 Milwaukee, WI 53234-0500 U.S.A. | (414) 671-6350



www.hatcocorp.com | support@hatcocorp.com | [Find a Hatco Rep](#) | [Image Library](#) | [Document Library](#) | [Patents](#) | [Chat](#)