



Project _____

Item # _____

Quantity _____

Glo-Ray® Max Watt Infrared Strip Heaters


Models: GRAM-18, -24, -30, -36, -42, -48, -54, -60, -66, -72, -84, -96, -108, -120, -132, -144

GRAML-18, -24, -30, -36, -42, -48, -54, -60, -66, -72, -84, -96, -108, -120, -132, -144

Hatco Glo-Ray® Max Watt Infrared Foodwarmers keep all hot foods at optimum serving temperatures longer. The pre-focused heat pattern directs heat from a tubular element to bathe the entire holding surface. Units are available with shatter-resistant incandescent lights that illuminate the warming area. All Max Watt models are shipped factory-assembled, with adjustable angle brackets (shipped loose), ready-to-install quickly and easily.

Standard features

- 25% greater wattage output than Glo-Ray high watt:
 - GRAM models vary from 450-4150 watts
 - GRAML models vary from 570 - 4870 watts
- Available in widths from 18" to 144" (457-3658 mm) in 6" (152 mm) increments
- Sturdy extruded aluminum housings eliminate sagging.
- Pre-focused heat maintains serving temperatures longer without continuing to cook the food
- Reinforced wire guard provides operator safety without affecting heat distribution
- Standard control includes a Toggle Element Control Switch and Indicator Light (and separate Toggle Light Control Switch on Lighted models) in a Remote Control Enclosure
- Heavy-duty insulation minimizes heat loss
- Shatter-resistant incandescent lights (standard on GRAML models) enhance product display while safeguarding food products from bulb breakage (optional halogen bulb)
- Additional reflector styles and lower wattage elements also available, please consult factory for more information
- Includes Angle Brackets and Attached or Remote Control Enclosure



Options (available at time of purchase only)

- Housing in Designer Color or Gloss Finish – 6" (153 mm) for GRAM, 9" (229 mm) for GRAML models – clear Anodized Standard **☛**
 - Warm Red Black Gray Granite White Granite Navy Blue
 - Hunter Green Antique Copper Gleaming Gold
 - Glossy Gray Bold Black Brilliant Blue Radiant Red
- RMB in Designer Color or Gloss Finish – clear Anodized Standard **☛**
 - Warm Red Black Gray Granite White Granite Navy Blue
 - Hunter Green Antique Copper Gleaming Gold
 - Glossy Gray Bold Black Brilliant Blue Radiant Red
- Power Leads Extended Beyond Standard 3' (914 mm) Conduit (specify lead length)
 - 1'-5" (305-1525 mm) 6'-10" (1829-3048 mm)
 - 11'-15" (3352-4572 mm) 16'-20" (4877-6096 mm)
- Bright Annealed Reflector for Lights with 3" (76 mm) Spacer
- Remote Control Enclosure with Toggle Control Switch, Electronic Infinite Control, Relay and Indicator Light (in lieu of standard remote control box)
- Built-In Toggle Control
- Non-Adjustable Tubular Stands (choose clearance and color below)
 - 14" or 16" (356 or 406 mm) 18" or 20" (457 or 508 mm)
 - 22" or 24" (559 or 610 mm)
 Designer Color or Gloss Finish for Non-Adjustable Tubular Stands – clear Anodized Standard **☛**
 - Warm Red Black Gray Granite White Granite
 - Navy Blue Hunter Green Antique Copper Gleaming Gold
 - Glossy Gray Bold Black Brilliant Blue Radiant Red
- Attached 6' (1829 mm) Cord and Plug Set on 120V models up to 48" (1219 mm) requires Standard Chain Mount Kit: Two S Hooks with two 6" (153 mm) lengths of chain (GRAM models only)
- Two S hooks with two 6" (153 mm) lengths of chain
- Halogen Bulb in lieu of Incandescent Display Light (60 watt)
- No Bulbs, GRAML 120V models only

Accessories

- Chain Suspension
- Chef LED 120V adjustable bulb - GRAML models only - GRAML-xx must be 13" (330 mm) or higher from surface as pass through - bulbs must be rotated down
- 3000K Similar to warm halogen 4000K Similar to cool fluorescent

☛ Non-standard color are non-returnable

NOTE: Install Remote Box outside Heat Zone or damage will occur.

☛ IFS anti-microbial coatings use naturally-occurring, environmentally sustainable, silver ions to help inhibit the growth of microbes on the powder coated surface. See www.hatcocorp.com/antimicrobial-paint for more information.

☛ For operation, location and safety information, please refer to the Installation and Operating Manual.



HATCO CORPORATION | P.O. Box 340500 Milwaukee, WI 53234-0500 U.S.A. | (414) 671-6350

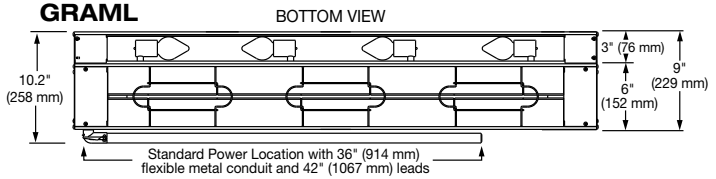
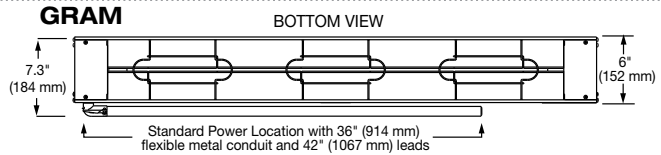
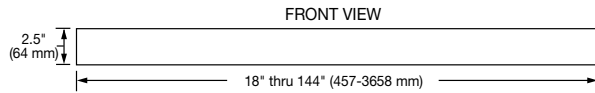
www.hatcocorp.com | support@hatcocorp.com | [Find a Hatco Rep](#) | [Image Library](#) | [Document Library](#) | [Patents](#) | [Chat](#)



Glo-Ray® Max Watt Infrared Strip Heaters

Models: GRAM-18, -24, -30, -36, -42, -48, -54, -60, -66, -72, -84, -96, -108, -120, -132, -144
 GRAML-18, -24, -30, -36, -42, -48, -54, -60, -66, -72, -84, -96, -108, -120, -132, -144

GRAM AND GRAML



SPECIFICATIONS

Glo-Ray® Max Watt Infrared Strip Heaters

Phase: All Single Phase

Model	Dimensions (W x D x H)	Volts	Watt	Amps	Plug	Approx. Ship Weight [▲]
GRAM-18	18" x 6" x 2.5" (457 x 152 x 64 mm)	120	450	3.8	NEMA 5-15P	9 lbs. (4 kg.)
		208		2.2	-	
		240		1.9	-	
GRAM-24	24" x 6" x 2.5" (610 x 152 x 64 mm)	120	650	5.4	NEMA 5-15P	10 lbs. (5 kg.)
		208		3.1	-	
		240		2.7	-	
GRAM-30	30" x 6" x 2.5" (762 x 152 x 64 mm)	120	825	6.9	NEMA 5-15P	10 lbs. (5 kg.)
		208		4.0	-	
		240		3.4	-	
GRAM-36	36" x 6" x 2.5" (914 x 152 x 64 mm)	120	1000	8.3	NEMA 5-15P	12 lbs. (6 kg.)
		208		4.8	-	
		240		4.2	-	
GRAM-42	42" x 6" x 2.5" (1067 x 152 x 64 mm)	120	1175	9.8	NEMA 5-15P	12 lbs. (6 kg.)
		208		5.6	-	
		240		4.9	-	
GRAM-48	48" x 6" x 2.5" (1219 x 152 x 64 mm)	120	1300	10.8	NEMA 5-15P	15 lbs. (7 kg.)
		208		6.3	-	
		240		5.4	-	
GRAM-54	54" x 6" x 2.5" (1372 x 152 x 64 mm)	120	1500	12.5	-	16 lbs. (8 kg.)
		208		7.2	-	
		240		6.3	-	
GRAM-60	60" x 6" x 2.5" (1524 x 152 x 64 mm)	120	1700	14.2	-	17 lbs. (8 kg.)
		208		8.2	-	
		240		7.1	-	
GRAM-66 [Ⓢ]	66" x 6" x 2.5" (1676 x 152 x 64 mm)	120	1875	15.6	-	21 lbs. (10 kg.)
		208		9.0	-	
		240		7.8	-	
GRAM-72 [Ⓢ]	72" x 6" x 2.5" (1829 x 152 x 64 mm)	120	2075	17.3	-	21 lbs. (10 kg.)
		208		10.0	-	
		240		8.6	-	
GRAM-84 [Ⓢ]	84" x 6" x 2.5" (2134 x 152 x 64 mm)	120	2400	20.0	-	22 lbs. (10 kg.)
		208		11.5	-	
		240		10.0	-	
GRAM-96 [Ⓢ]	96" x 6" x 2.5" (2438 x 152 x 64 mm)	120	2675	22.3	-	25 lbs. (12 kg.)
		208		12.9	-	
		240		11.1	-	
GRAM-108 [Ⓢ] Ⓢ	108" x 6" x 2.5" (2743 x 152 x 64 mm)	120	3000	-	-	23 lbs. (11 kg.)
		208		14.4	-	
		240		12.5	-	
GRAM-120 [Ⓢ] Ⓢ	120" x 6" x 2.5" (3048 x 152 x 64 mm)	120	3400	-	-	26 lbs. (12 kg.)
		208		16.4	-	
		240		14.2	-	
GRAM-132 [Ⓢ] Ⓢ	132" x 6" x 2.5" (3353 x 152 x 64 mm)	120	3750	-	-	30 lbs. (14 kg.)
		208		18.0	-	
		240		15.6	-	
GRAM-144 [Ⓢ] Ⓢ	144" x 6" x 2.5" (3658 x 152 x 64 mm)	120	4150	-	-	33 lbs. (15 kg.)
		208		20.0	-	
		240		17.3	-	

Model §	Dimensions (W x D x H)	Volts	Watt	Amps	Plug	Approx. Ship Weight [▲]
GRAML-18	18" x 9" x 2.5" (457 x 229 x 64 mm)	120	570	4.8	NEMA 5-15P	10 lbs. (5 kg.)
		120/208		3.2	-	
		120/240		2.9	-	
GRAML-24	24" x 9" x 2.5" (610 x 229 x 64 mm)	120	770	6.4	NEMA 5-15P	13 lbs. (6 kg.)
		120/208		4.1	-	
		120/240		3.7	-	
GRAML-30	30" x 9" x 2.5" (762 x 229 x 64 mm)	120	945	7.9	NEMA 5-15P	15 lbs. (7 kg.)
		120/208		5.0	-	
		120/240		4.4	-	
GRAML-36	36" x 9" x 2.5" (914 x 229 x 64 mm)	120	1180	9.8	NEMA 5-15P	15 lbs. (7 kg.)
		120/208		6.3	-	
		120/240		5.7	-	
GRAML-42	42" x 9" x 2.5" (1067 x 229 x 64 mm)	120	1355	11.3	NEMA 5-15P	19 lbs. (9 kg.)
		120/208		7.1	-	
		120/240		6.4	-	
GRAML-48	48" x 9" x 2.5" (1219 x 229 x 64 mm)	120	1540	12.8	NEMA 5-15P	20 lbs. (9 kg.)
		120/208		8.3	-	
		120/240		7.4	-	
GRAML-54	54" x 9" x 2.5" (1372 x 229 x 64 mm)	120	1740	14.5	-	24 lbs. (11 kg.)
		120/208		9.2	-	
		120/240		8.3	-	
GRAML-60 [↗]	60" x 9" x 2.5" (1524 x 229 x 64 mm)	120	2000	16.7	-	22 lbs. (10 kg.)
		120/208		10.7	-	
		120/240		9.6	-	
GRAML-66 [Ⓢ] ↗	66" x 9" x 2.5" (1676 x 229 x 64 mm)	120	2175	18.1	-	25 lbs. (12 kg.)
		120/208		11.5	-	
		120/240		10.3	-	
GRAML-72 [Ⓢ] ↗	72" x 9" x 2.5" (1829 x 229 x 64 mm)	120	2435	20.3	-	29 lbs. (14 kg.)
		120/208		13.0	-	
		120/240		11.6	-	
GRAML-84 [Ⓢ] ↗	84" x 9" x 2.5" (2134 x 229 x 64 mm)	120	2820	23.5	-	32 lbs. (15 kg.)
		120/208		15.0	-	
		120/240		13.5	-	
GRAML-96 [Ⓢ] ↗	96" x 9" x 2.5" (2438 x 229 x 64 mm)	120	3155	26.3	-	37 lbs. (17 kg.)
		120/208		16.9	-	
		120/240		15.1	-	
GRAML-108 [Ⓢ] Ⓢ	108" x 9" x 2.5" (2743 x 229 x 64 mm)	120	3540	-	-	36 lbs. (17 kg.)
		120/208		18.9	-	
		120/240		17.0	-	
GRAML-120 [Ⓢ] Ⓢ	120" x 9" x 2.5" (3048 x 229 x 64 mm)	120	4000	-	-	40 lbs. (19 kg.)
		120/208		21.3	-	
		120/240		19.2	-	
GRAML-132 [Ⓢ] Ⓢ	132" x 9" x 2.5" (3353 x 229 x 64 mm)	120	4410	-	-	44 lbs. (20 kg.)
		120/208		23.5	-	
		120/240		21.1	-	
GRAML-144 [Ⓢ] Ⓢ	144" x 9" x 2.5" (3658 x 229 x 64 mm)	120	4870	-	-	48 lbs. (22 kg.)
		120/208		26.0	-	
		120/240		23.3	-	

Ⓢ 120 volt models require additional switches and tandem (end-to-end) elements or the use of Electronic infinite control (RMB).

↗ 120 volt models not available with Built-in Controls.

Ⓢ 120 volt models require additional switches and tandem (end-to-end) elements.

Ⓢ Models contain tandem (end-to-end) elements that may be individually controlled.

Ⓢ Available with Remote Control Enclosure (RMB) only.

▲ Shipping weight includes packaging and does not include RMB.

§ GRAML models that have multiple voltages listed, such as 120/208 or 120/240, have multiple internal circuits. For example a 120/208 volt unit utilizes 120 volts for light circuit and 208 volts for the heat circuit(s). Consult the Electrical Diagram supplied with the unit for specific information. Light-equipped strip heaters that require a circuit breaker 20 amps or larger must be installed with a remote control enclosure containing a fuse rated at 20 amps or less for the light circuit.

HATCO CORPORATION

P.O. Box 340500 Milwaukee, WI 53234-0500 U.S.A. | (414) 671-6350



www.hatcocorp.com

support@hatcocorp.com

[Find a Hatco Rep](#)

[Image Library](#)

[Document Library](#)

[Patents](#)

[Chat](#)



Glo-Ray® Max Watt Infrared Strip Heaters

Models: GRAM-18, -24, -30, -36, -42, -48, -54, -60, -66, -72, -84, -96, -108, -120, -132, -144
GRAML-18, -24, -30, -36, -42, -48, -54, -60, -66, -72, -84, -96, -108, -120, -132, -144

MOUNTING HEIGHT REQUIREMENTS



(Refer to the Installation section in the Installation and Operating Manual on the [Hatco website](#))

Recommended mounting height

14"-18" (356-457 mm) Adjustable Angle Brackets
(Provides 1" – 2" (25-51 mm) clearance above Glo-Ray unit)

Minimum spacing

GLO-RAY MAX WATT FOODWARMERS MAY NOT BE INSTALLED IN COMBUSTIBLE SURROUNDINGS.

Non-Combustibles: Pass through area: 1" (25 mm) above, 12" (305 mm) to surface below.

Corner mount: 3" (76 mm) from non-combustible back wall, 1" (25 mm) above, 12" (305 mm) to surface below.

Cord connected: Must be pass-through use with 3" (76 mm) below an overshelf, 12" (305 mm) to surface below. Maximum 10" (254 mm) setback from the front of an overshelf.

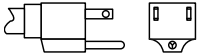
LEADS

3' conduit with leads – server's right.

PLUG CONFIGURATIONS

NEMA 5-15P, 120 volts only – Models 48" (1219 mm) or less with Chain Kit only.

NEMA 5-15P



PRODUCT SPECS Infrared Foodwarmers

The Infrared Foodwarmer shall be a Glo-Ray®, manufactured by the Hatco Corporation, Milwaukee, WI 53234 U.S.A.

The Foodwarmer shall be a Glo-Ray Model ..., rated at ... watts, ... volts, single phase and be ... millimeters in overall width.

The Glo-Ray shall consist of an aluminum housing and include as standard equipment adjustable angle brackets and a standard control which includes a Toggle Element Control Switch and Indicator Light (and separate Toggle Light Control Switch on Lighted models) in a Remote Control Enclosure.

The infrared heating element shall be tubular metal sheathed. The foodwarmer shall be factory assembled ready for electrical installation.

Options shall include Housing and/or RMB in *Designer Color* or Gloss finish in anti-microbial paint, Extended Power Leads, Bright Annealed Reflector for Lights, Remote Control Enclosure with Toggle Control Switch, Electronic Infinite Control, Built-In Toggle Control, Relay and Indicator Light, Adjustable Tubular Stands, Non-Adjustable Tubular Stands, attached 6' (1829 mm) Cord and Plug Set, two S hooks with chain, Halogen bulb, and no bulbs (GRAML only).

Accessories shall include suspension chain and Chef LED bulb.

Warranty consists of 24/7 parts and service assistance (U.S. and Canada only).

HATCO CORPORATION | P.O. Box 340500 Milwaukee, WI 53234-0500 U.S.A. | (414) 671-6350



www.hatcocorp.com | support@hatcocorp.com | [Find a Hatco Rep](#) | [Image Library](#) | [Document Library](#) | [Patents](#) | [Chat](#)