



TOP SHELF MULTI-TANK SINKS

TS (18-9/16"D) & TSF (24"D) Series Three Compartment Sinks (M3) with and without Drainboards



TS60M3-DB

JOB	
AREA	
ITEM NO.	
MODEL NO.	

MODELS	
TS SERIES	TSF SERIES
TS36M3	TSF36M3
TS48M3-DBR	TSF48M3-DBR
TS48M3-DBL	TSF48M3-DBL
TS60M3-DB	TSF60M3-DB
TS72M3-DB	TSF72M3-DB
TS84M3-DB	TSF84M3-DB
TS96M3-DB	TSF96M3-DB

KEY PRODUCT FEATURES AND BENEFITS

- Drawn, 18 gauge stainless steel sink bowl has a long life span and is dent resistant, even under heavy use.
- Models with drainboard tops are pitched to the drain, so water is evacuated quickly and effectively. With the matching insert, you still get a flat, level space to store your glassware.
- Drainboards have ‘stadium’ shaped perforated inserts for maximum air circulation.
- TSF units with drainboards have TSF depth (24”) drainboards to maximize space for clean and dirty glassware.
- Our new, more robust Perlick Quick Clamp leg attachment still features easy tool-less installation, when legs are used.
- All stainless construction with seamless, 18 gauge stainless steel front apron for durability and ease of cleaning.

Additional Features:

- All multi-tank stainless steel sinks are comprised of 10” x 14” x 9-1/4” deep bowls with a compound pitched bottom to ensure complete drainage.
- Optional Perlick Flex Mount leg relocation kit moves rear legs forward for additional space behind the equipment or moves forward legs rearward to help avoid pesky floor drains; available on TSF units.
- Stainless steel legs with adjustable thermoplastic feet install without tools for freestanding applications.
- Optional NSF-listed commercial-grade hot/cold water faucet stands up to years of use and can be serviced from the front.



TOP SHELF MULTI-TANK SINKS

TS (18-9/16"D) & TSF (24"D) Series Three Compartment Sinks (M3) with and without Drainboards

MODEL NUMBERS - TS(F)36M3, TS(F)48M3-DBR, TS(F)48M3-DBL, TS(F)60M3-DB, TS(F)72M3-DB, TS(F)84M3-DB, TS(F)96M3-DB

MODEL NOS.		TS(F)36M3	TS(F)48M3-DBR	TS(F)48M3-DBL	TS(F)60M3-DB	TS(F)72M3-DB	TS(F)84M3-DB	TS(F)96M3-DB
DIMENSIONS:	Width In. (mm)	36" (914)	48" (1219)	48" (1219)	60" (1524)	72" (1829)	84" (2134)	96" (2438)
	Weight lb. (kg)	95 (43)	115 (52)	115 (52)	125 (57)	145 (66)	160 (73)	195 (88)
	Drainboard Width	N/A	12" (305) right side	12" (305) left side	12" (305) each side	18" (458) each side	24" (610) each side	30" (762) each side
MATERIALS	Construction	All stainless steel						
	Top & Deck	18 gauge stainless steel						
	Front & Back	Seamless 18 gauge stainless steel						
	Backsplash	Stainless steel 6" high (4" high optional) with 1" return at top, mechanically fastened and sealed						
	Drainboard	Pitched stainless steel drainboard top, all horizontal and vertical edges 1/4" radius with balled corners. Drainboard drain location is back center, 1-1/2" NPS connection.						
	Legs	1-5/8" tubular, stainless steel with 1" adjustable thermoplastic foot						
	Bowls	Stainless steel, 10"x14"x9-1/4" deep. All horizontal and vertical edges 1-1/2" radius with balled corners. Furnished with 1-1/2" stainless steel drain socket. 8-1/2" standpipe.						
Water Faucet	Hot and cold, heavy-duty all brass construction, chrome plated 10" swing spout faucet. Must be ordered separately.							
MECHANICALS	Plumbing	Drain connection: 1-1/2" NPS male. Hot and cold water connection. 3/8" braided stainless steel supply lines with optional faucet.						

OPTIONAL ACCESSORIES (PARTIAL LIST)

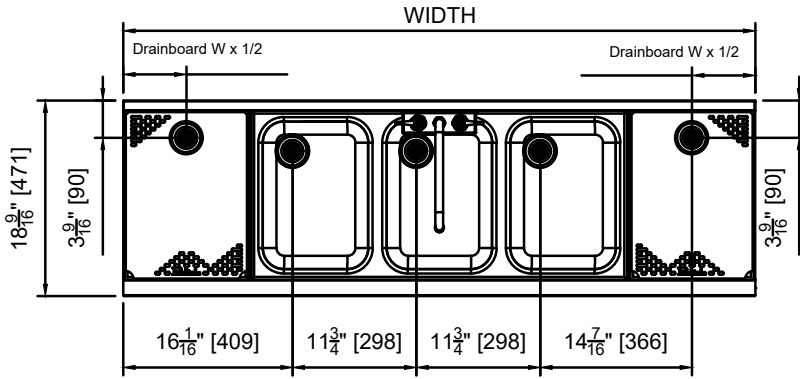
MODEL NOS.	DESCRIPTION
934-10LF/926-10LF	18" Double-jointed Swing Spouts (wall/deck mounted)
944GN/946GN	Touch-free Faucets (wall/deck mounted)
26482PVC	Drain Connection Kit for Sinks with 3 Tanks
7055A46	Wet Waste Pan (drains into standpipe)
CA01	California Health Code Requirement (weld and polish seams) for sinks with one drainboard
CA02	California Health Code Requirement (weld and polish seams) for sinks with two drainboards



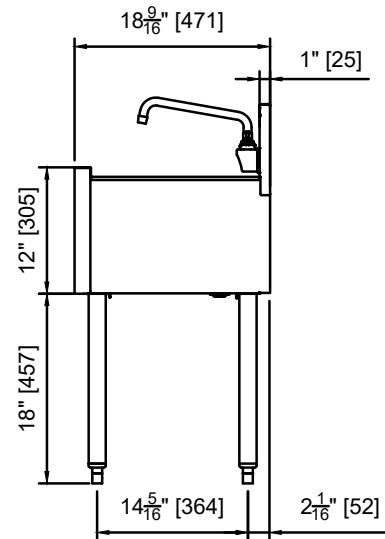
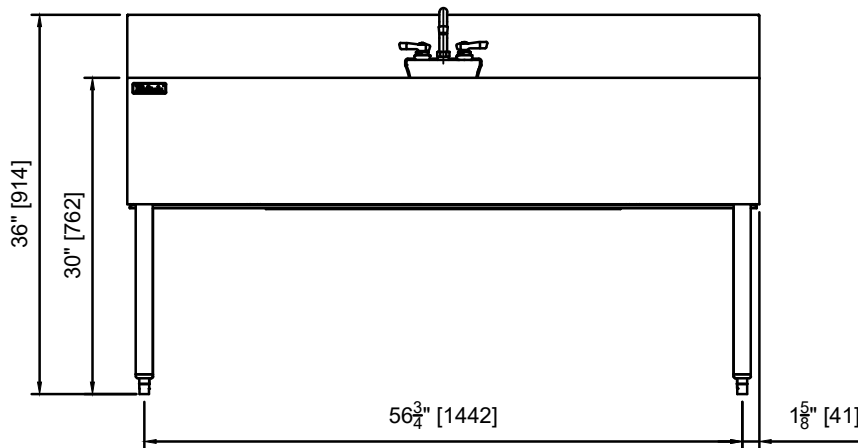
TOP SHELF MULTI-TANK SINKS

TS (18-9/16"D) & TSF (24"D) Series Three Compartment Sinks (M3) with and without Drainboards

MODEL NUMBERS - TS(F)36M3, TS(F)48M3-DBR, TS(F)48M3-DBL, TS(F)60M3-DB, TS(F)72M3-DB, TS(F)84M3-DB, TS(F)96M3-DB



TS60M3-DB



Shown with optional faucet. Must be ordered separately.

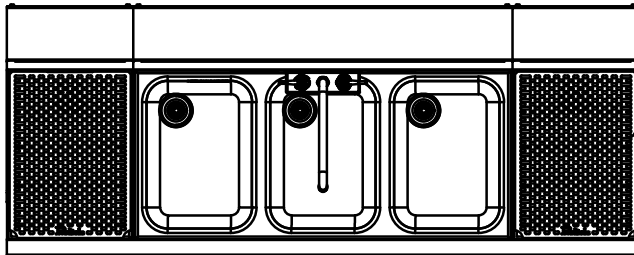
Form No. Z2964
Rev 12.05.23



TOP SHELF MULTI-TANK SINKS

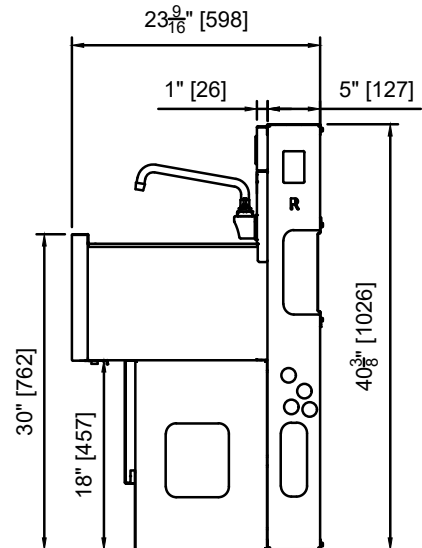
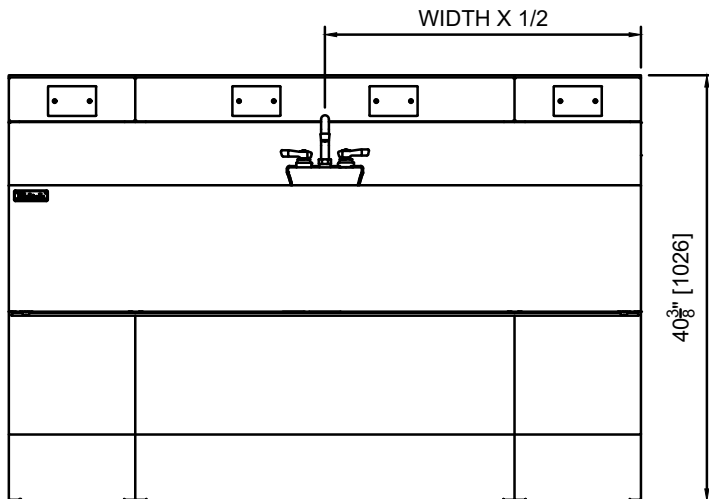
TS (18-9/16"D) & TSF (24"D) Series Three Compartment Sinks (M3) with and without Drainboards

MODEL NUMBERS - TS(F)36M3, TS(F)48M3, TS(F)48M3-DBR, TS(F)48M3-DBL, TS(F)60M3-DB, TS(F)72M3-DB, TS(F)84M3-DB, TS(F)96M3-DB



SHOWN WITH FULL DRAINBOARD INSERT

TS60M3-DB



Shown with optional faucet. Must be ordered separately.

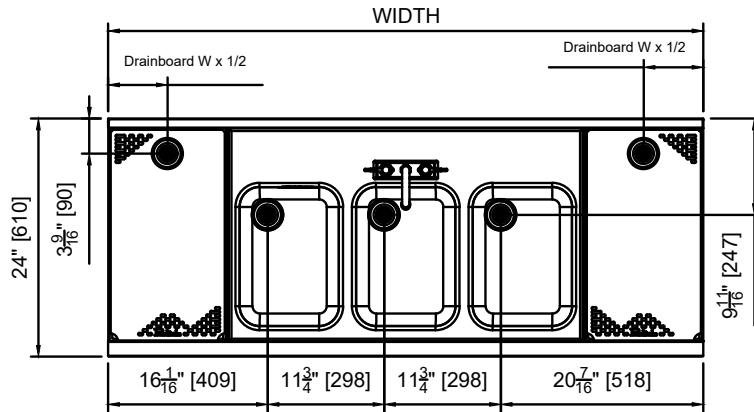
Form No. Z2964
Rev 12.05.23



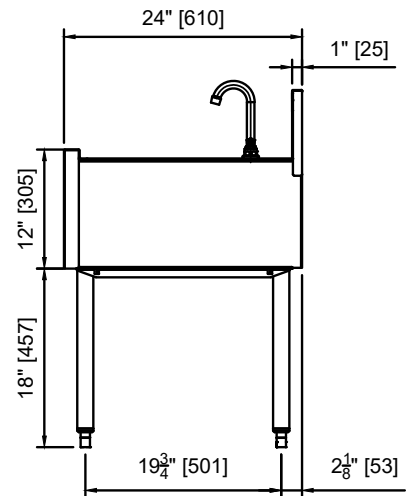
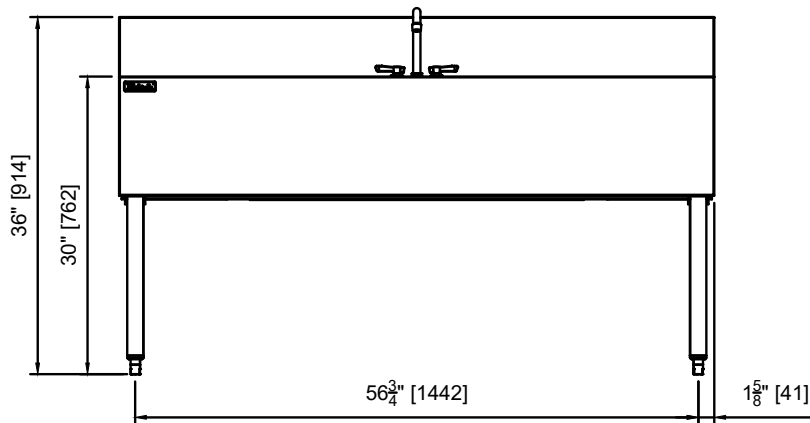
TOP SHELF MULTI-TANK SINKS

TS (18-9/16"D) & TSF (24"D) Series Three Compartment Sinks (M3) with and without Drainboards

MODEL NUMBERS - TS(F)36M3, TS(F)48M3-DBR, TS(F)48M3-DBL, TS(F)60M3-DB, TS(F)72M3-DB, TS(F)84M3-DB, TS(F)96M3-DB



TSF60M3-DB



Shown with optional faucet. Must be ordered separately.

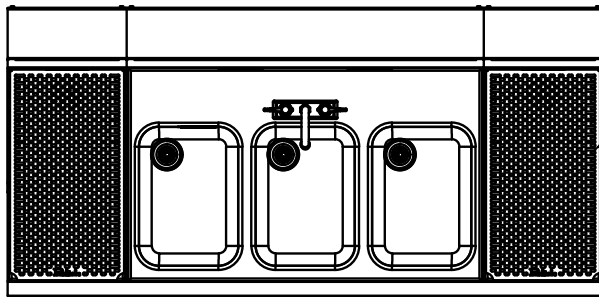
Form No. Z2964
Rev 12.05.23



TOP SHELF MULTI-TANK SINKS

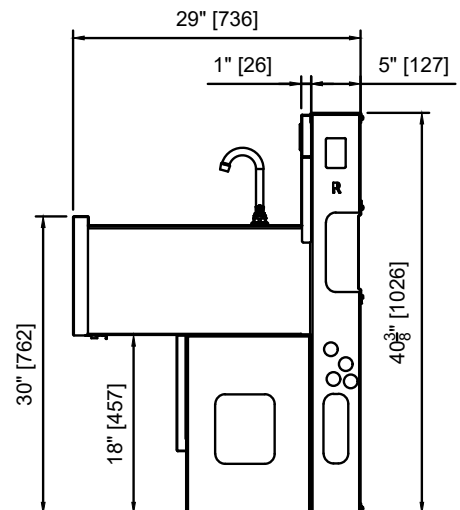
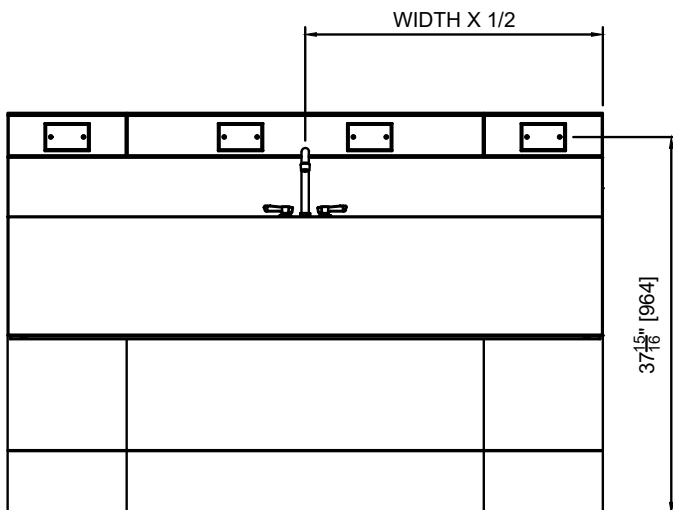
TS (18-9/16"D) & TSF (24"D) Series Three Compartment Sinks (M3) with and without Drainboards

MODEL NUMBERS - TS(F)36M3, TS(F)48M3, TS(F)48M3-DBR, TS(F)48M3-DBL, TS(F)60M3-DB, TS(F)72M3-DB, TS(F)84M3-DB, TS(F)96M3-DB



SHOWN WITH FULL DRAINBOARD INSERT

TSF60M3-DB



Shown with optional faucet. Must be ordered separately.

Form No. Z2964
Rev 12.05.23