



# BEVERAGE-AIR®

Project: _____	AIA#
Item: _____	
Location: _____	SIS#
Approved: _____	

## VISTA® BOTTOM MOUNT REACH-IN REFRIGERATOR

MODEL:  
RB44HC-1S

RB44HC Solid Door Reach-In Refrigerator  
Hydrocarbon Series

RB44HC BOTTOM MOUNT: VISTA® SERIES

**7 Year Parts/Labor Warranty**  
**7 Year Compressor Warranty**



### CABINET CONSTRUCTION

- Stainless steel front and doors, gray painted sides
- Gray painted aluminum interior
- Full electronic control
- LED lighting
- Door locks
- Self-closing doors with 120° stay-open feature, on spring-loaded hinges
- One-piece grille allow easy removal/installation for preventative maintenance
- Six (6) heavy duty epoxy coated wire shelves standard
- 6" Casters standard with (2) brakes

### OPTIONS & ACCESSORIES

- Stainless steel universal tray slides (AC)
- Epoxy shelves
- Shelf clips
- 3" Casters or 6" legs
- 6" Flanged/seismic feet
- Remote option\* (see note on back page)

### REFRIGERATION SYSTEM

- Uses environmentally friendly, energy efficient R290 refrigerant, and meets all regulatory requirements for CARB, SNAP, DOE & more
- Adaptive defrost
- Epoxy coated evaporator coil
- Maintains product temperatures between 36°-38°F



 Please verify qualifying units by visiting:  
[www.energystar.gov/cfs](http://www.energystar.gov/cfs)

3779 Champion Blvd., Winston-Salem, NC 27105  
1-888-845-9800 Fax: 1-336-245-6453  
Beverage-Air.com Sales@bevair.com



# BEVERAGE-AIR®

MODEL	RB44HC-1S
<b>EXTERNAL DIMENSIONAL DATA</b>	
Width Overall	47"
Depth Overall with Handles	33 ¾"
Height Overall	84"
Number of Doors	2
Depth with Door Open 90°	53 ⅝"
Door Openings (in)	20 ¼" x 52 ⅝"
<b>INTERNAL DIMENSIONAL DATA</b>	
NET Capacity (cubic ft.)	44.0
Internal Width Overall (in)	44"
Internal Depth Overall (in)	25 ⅞"
Internal Height Overall (in)	61 ⅝"
Internal Height Useable (in)	55"
Number of Shelves	6
<b>ELECTRICAL DATA</b>	
Full Load Amperes 115/60/1	3.9
<b>REFRIGERATION DATA</b>	
Horsepower	1/3
Capacity (BTU/Hr)	2291
Heat Rejection (BTU/Hr)	3436.5
Charge (lbs/grams/ounce)	0.2425 / 110 / 3.88
<b>SHIPPING DATA</b>	
Gross Weight (crated lbs)	484 lbs
Height - Crated	85"
Width - Crated	49"
Depth - Crated	36"

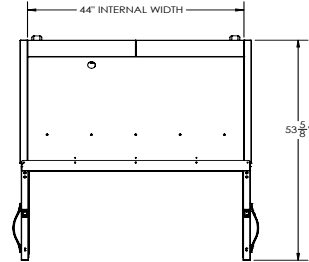
\*NOTE: Remote units are field wired and come with 6" legs. Refrigerant must be specified at time of order.

We reserve the right to change specifications and product design without notice. Such revisions do not entitle the buyer to corresponding changes, improvements, additions or replacements for previously purchased equipment. Dimensional tolerances +/- 1/4". Metric dimensions (MM).

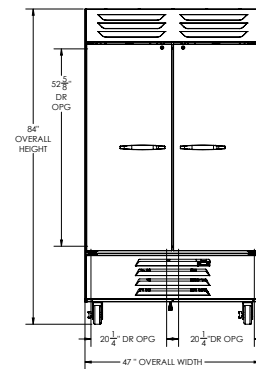
## VISTA® Bottom Mount Reach-In Refrigerator Model: RB44HC-1S

### Model Views

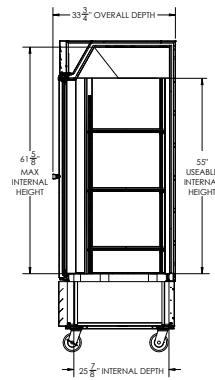
Required Clearance: Rear 3" & Bottom 3"



### PLAN VIEW



### ELEVATION VIEW



### SIDE VIEW

### ELECTRICAL CONNECTION



115/60/1  
NEMA 5-15P

Unit pre-wired at factory and include 8' long cord and plug set.

