



Project Name: _____

Location: _____

Item #: _____ Qty: _____

Model: _____

ELECTRIC STEAM TABLES

MODEL: BVST-2-120 BVST-3-120 BVST-4-120
 BVST-2-240 BVST-3-240 BVST-4-240 BVST-5-240



BVST-2-120



BVST-3-120



BVST-4-120



BVST-5-240

BevLes dry well steam tables are engineered for efficiency. Each well features a single formed calrod heating element with independent temperature control, designed to hold a variety of foods at precise serving temperature. Dry wells can be used with standard steam table pans or with optional spillage pans when additional moisture is needed.

FEATURES AND CONSTRUCTION

- Heavy duty stainless steel top and well liners with 1" insulation on all four sides and bottom
- Each well provides precise individual infinite control
- Supplied with 8" wide x 1/2" thick polyethylene cutting board
- Well openings measure 12" x 20" x 8" deep
- Legs constructed of galvanized steel with adjustable feet
- Adjustable galvanized steel undershelf
- Red LED indicator lights display which wells are "ON"


AVAILABLE OPTIONS

- TC5-5B – Four 5" diameter locking swivel casters
- BVWP – 12" x 20" spillage pan
- 12" Wide over shelf:
 - BVOS-12-2 12" Wide for 2 wells
 - BVOS-12-3 12" Wide for 3 wells
 - BVOS-12-4 12" Wide for 4 wells
 - BVOS-12-5 12" Wide for 5 wells
- 18" Wide over shelf:
 - BVOS-18-2 18" Wide for 2 wells
 - BVOS-18-3 18" Wide for 3 wells
 - BVOS-18-4 18" Wide for 4 wells
 - BVOS-18-5 18" Wide for 5 wells
- 12" Wide sneeze guard:
 - BVSG-12-2 12" Wide for 2 wells
 - BVSG-12-3 12" Wide for 3 wells
 - BVSG-12-4 12" Wide for 4 wells
 - BVSG-12-5 12" Wide for 5 wells
- 18" Wide sneeze guard:
 - BVSG-18-2 18" Wide for 2 wells
 - BVSG-18-3 18" Wide for 3 wells
 - BVSG-18-4 18" Wide for 4 wells
 - BVSG-18-5 18" Wide for 5 wells

ELECTRIC

-120 Models: 120V / 60Hz / 1Ph


-240 Models: 208-230V / 50-60Hz / 1Ph




NEMA 5-15P



NEMA 5-20P



NEMA 6-20P



NEMA 6-30P

3RD PARTY APPROVALS



Intertek

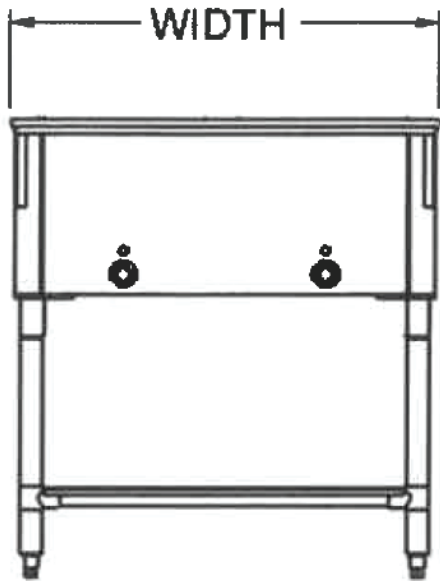


Intertek

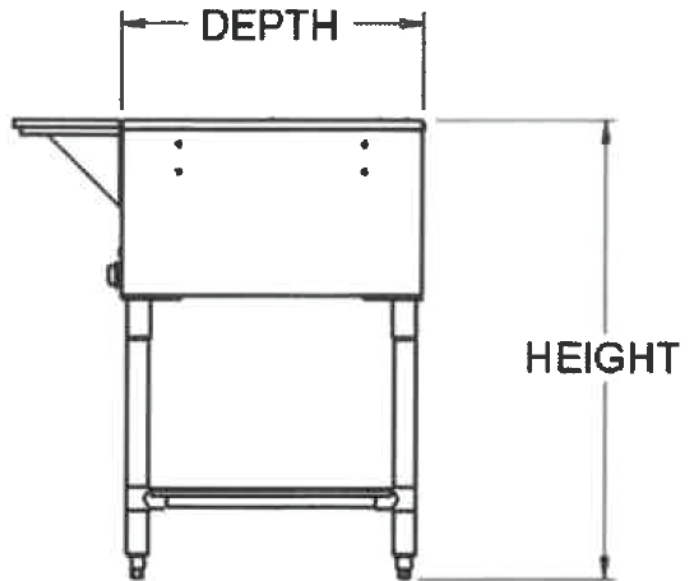


ELECTRIC STEAM TABLES

FRONT VIEW



SIDE VIEW



MODEL	VOLTAGE	WATTS	PLUG	WIDTH	DEPTH	HEIGHT	SHIPPING WEIGHT
BVST-2-120	120V / 60Hz / 1 Ph	1000N	EMA 5-15P	30" 762 mm	22" 572 mm	34" 864 mm	95 lbs 43 kg
BVST-3-120	120V / 60Hz / 1 Ph	1500N	EMA 5-15P	44" 1118 mm	22" 572 mm	34" 864 mm	128 lbs 58 kg
BVST-4-120	120V / 60Hz / 1 Ph	2000N	EMA 5-20P	58" 1473 mm	22" 572 mm	34" 864 mm	160 lbs 73 kg
BVST-2-240	208-230V / 50-60Hz / 1 Ph	1500 / 2000N	EMA 6-20P	30" 762 mm	22" 572 mm	34" 864 mm	95 lbs 43 kg
BVST-3-240	208-230V / 50-60Hz / 1 Ph	2250 / 3000N	EMA 6-20P	44" 1118 mm	22" 572 mm	34" 864 mm	128 lbs 58 kg
BVST-4-240	208-230V / 50-60Hz / 1 Ph	3000 / 4000N	EMA 6-30P	58" 1473 mm	22" 572 mm	34" 864 mm	160 lbs 73 kg
BVST-5-240	208-230V / 50-60Hz / 1 Ph	3750 / 5000N	EMA 6-30P	72" 1828 mm	22" 572 mm	34" 864 mm	197 lbs 89 kg