



Profit from the Eagle Advantage®


Specification Sheet

Short Form Specifications

Eagle Three-Compartment Sink, model _____, with 2"-wide "Euro-Style" edging on front and sides. Units constructed of heavy gauge type 304 stainless steel top and sink bowls. Sinks to be deep-drawn, seamless, and have all corners covered. Drainboards, when required, shall be "V" creased for positive drainage. 9½" high backsplash with 1" upturn and tile edge. Legs to be 1½" O.D. galvanized tubing with front-to-back crossbracing, and 1" high impact plastic adjustable bullet feet.



three-compartment sink with double drainboards (faucet not included)



**FEATURING
2"-WIDE
EURO-STYLE
EDGING**

Options / Accessories

- Stainless steel legs
- Stainless steel bullet feet
- Lever drains
- Twist handle drains
- Twist drain brackets
- Faucets
- Sink covers
- Waste outlets
- Sink kits
- Overflow hole

EAGLE GROUP

100 Industrial Boulevard, Clayton, DE 19938-8903 USA
Phone: 302-653-3000 • 800-441-8440 • Fax: 302-653-2065
www.eaglegrp.com
www.eaglegrpnews.com
www.eaglemhc.com

For custom configuration or fabrication needs, contact our SpecFAB® Division.
Phone: 302-653-3000 • Fax: 302-653-2065 • e-mail: quotes@eaglegrp.com

Item No.: _____
 Project No.: _____
 S.I.S. No.: _____

314 Series Coved Corner Three-Compartment Sinks

MODELS:

- 314-16-3
- 314-16-3-18
- 314-16-3-18L
- 314-16-3-18R
- 314-16-3-24
- 314-16-3-24L
- 314-16-3-24R
- 314-18-3
- 314-18-3-18
- 314-18-3-18L
- 314-18-3-18R
- 314-18-3-24
- 314-18-3-24L
- 314-18-3-24R
- 314-22-3
- 314-22-3-18
- 314-22-3-18L
- 314-22-3-18R
- 314-22-3-24
- 314-22-3-24L
- 314-22-3-24R
- 314-24-3
- 314-24-3-18
- 314-24-3-18L
- 314-24-3-18R
- 314-24-3-24
- 314-24-3-24L
- 314-24-3-24R

Materials

- Sink bowls: Heavy gauge type 304 stainless steel.
- Top: Drainboards, backsplash and euro-style edging are heavy gauge type 304 stainless steel.
- Legs: 1½" (41mm)-diameter heavy-gauge galvanized tubing with plated 12-gauge gussets and high-impact corrosion resistant fully adjustable bullet feet. Crossbracing is 1" (25mm)-diameter heavy-gauge galvanized tubing.

Design and Construction Features

- All bowls have deep-drawn one-piece seamless construction, using state-of-the-art hydraulic presses.
- Sink bowls have generous radius with minimum dimension of 3" (76mm) and are rectangular for maximum capacity.
- New 20" x 16" (508 x 406mm) bowl design, with enhanced polishing techniques.
- 13½" (343mm) water level is standard.
- Swirl-away drainage.
- Leg gusset assemblies welded adjacent to sink bowl for maximum weight support and stability.
- 9½" (241mm) standard backsplash includes 1" (25mm) upturn and tile edge for easy installation and feathering to wall/splash surface.
- "V" creased drainboards for positive drainage.

Mechanical:

- Water supply is ½" (13mm) IPS for hot and cold lines.
- Faucet holes are 1½" (29mm) punched on 8" (203mm) centers; two sets of faucet holes are punched where indicated on chart (back page).
- Basket-type waste drain included fits sink bowls' 3½" (89mm) opening and features 1½" (38mm) outlet.

Certifications / Approvals



AutoQuotes



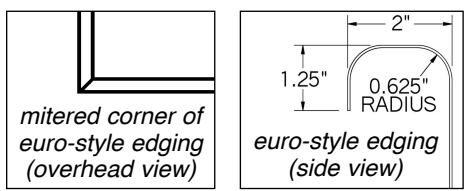
EG20.29 Rev. 09/22

Spec sheets available for viewing, printing or downloading from our online literature library at our websites



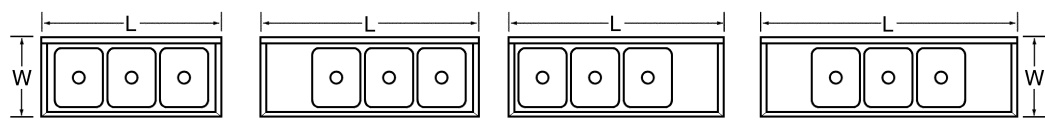
Item No.: _____
 Project No.: _____
 S.I.S. No.: _____

314 Series Coved Corner Three-Compartment Sinks



Overall widths			
bowl size		Dimension A	
in.	mm	in.	mm
20" x 16"	508 x 406	27½"	699
24" x 18"	610 x 457	31¼"	807
22" x 22"	559 x 559	29¾"	756
24" x 24"	610 x 610	31¼"	807

Drain location for rough-in			
bowl size		Dimension B	
in.	mm	in.	mm
20" x 16"	508 x 406	14"	357
24" x 18"	610 x 457	16"	406
22" x 22"	559 x 559	15"	381
24" x 24"	610 x 610	16"	406



model #	BOWL DIMENSIONS				quantity	DRAINBOARD		OVERALL DIMENSIONS				weight	
	width in.	width mm	length in.	length mm		length in.	length mm	width in.	width mm	length in.	length mm	lbs.	kg
314-16-3	20"	508	16"	406	0	-	27½"	699	58¾"	1492	165	74.8	
314-16-3-18R or L	20"	508	16"	406	1	18"	457	27½"	699	74¾"	1889	170	77.1
314-16-3-18	20"	508	16"	406	2	18"	457	27½"	699	90"	2286	175	79.4
314-16-3-24R or L	20"	508	16"	406	1	24"	610	27½"	699	80¾"	2042	190	86.2
314-16-3-24	20"	508	16"	406	2	24"	610	27½"	699	102"	2591	204	92.5
314-18-3*	24"	610	18"	457	0	-	31¼"	807	65½"	1664	167	75.8	
314-18-3-18R or L*	24"	610	18"	457	1	18"	457	31¼"	807	80¾"	2051	206	93.4
314-18-3-18*	24"	610	18"	457	2	18"	457	31¼"	807	96"	2438	224	101.6
314-18-3-24R or L*	24"	610	18"	457	1	24"	610	31¼"	807	86¾"	2203	228	103.4
314-18-3-24*	24"	610	18"	457	2	24"	610	31¼"	807	108"	2743	232	105.2
314-22-3*	22"	559	22"	559	0	-	29¾"	756	77½"	1969	170	77.1	
314-22-3-18R or L*	22"	559	22"	559	1	18"	457	29¾"	756	93"	2362	224	101.6
314-22-3-18*	22"	559	22"	559	2	18"	457	29¾"	756	108½"	2756	231	104.8
314-22-3-24R or L*	22"	559	22"	559	1	24"	610	29¾"	756	99"	2515	235	106.6
314-22-3-24*	22"	559	22"	559	2	24"	610	29¾"	756	120½"	3061	239	108.4
314-24-3*	24"	610	24"	610	0	-	31¼"	807	83½"	2121	175	79.4	
314-24-3-18R or L*	24"	610	24"	610	1	18"	457	31¼"	807	98¾"	2508	226	102.5
314-24-3-18*	24"	610	24"	610	2	18"	457	31¼"	807	114"	2896	249	113.0
314-24-3-24R or L*	24"	610	24"	610	1	24"	610	31¼"	807	104¾"	2661	250	113.4
314-24-3-24*	24"	610	24"	610	2	24"	610	31¼"	807	126"	3200	260	117.9

* Features two sets of faucet holes.

EAGLE GROUP
 100 Industrial Boulevard, Clayton, DE 19938-8903 USA
 Phone: 302-653-3000 or 800-441-8440 • Fax: 302-653-2065
 www.eaglegrp.com • www.eaglegrpnews.com • www.eaglehmc.com

Printed in U.S.A.
 ©2022 by Eagle Group
 Rev. 09/22

Spec sheets available for viewing, printing or downloading from our online literature library at our websites

Although every attempt has been made to ensure the accuracy of the information provided, we cannot be held responsible for typographical or printing errors. Information and specifications are subject to change without notice. Please confirm at time of order.