


# DETECTO®

## BAKER DOUGH SCALES



*Most DETECTO baker dough scales include the white plastic scoop, jar, and weight set (see back page for details)*

1052TBS



1001T2BNS

- White Baked Enamel or Stainless Steel Scales
- 14 Models to Choose from For Your Exact Requirements
- Classic, Timeless Weighing Design (Requires No Power)

# BAKER DOUGH SCALES

## ACCURATE EVEN-BALANCE SCALES



- USDA Approved
- 8 and 16 Pound Capacities – Metric Models Also Available
- 9-inch/23-cm Diameter Platters
- Easy-to-Clean White Plastic Scoop on Most Models Fits Perfectly on the Platter
- Precision-Built with Hardened Steel Pivots and V-Shaped Hardened Bearings
- Weight Set for Most Baker's Needs

## EVERYTHING YOU NEED FOR DEPENDABLE LONG-LASTING DOUGH MEASUREMENT

DETECTO's high-quality baker dough scales are a must-have in any bakery or restaurant that prides itself on its baked goods. Select from one of 14 different models and you'll receive superior accuracy and dependability in a long-lasting scale that doesn't require any power.

These scales feature a hardened steel construction and 9-inch/23-cm diameter platters that are sure to handle the rigors of a busy kitchen. An included counterweight set gives you everything you need for testing and calibration. The USDA-approved exterior provides easy cleaning. Some models also come with a white plastic scoop and jar for added convenience.



Models available in stainless steel or baked enamel with long-lasting, durable construction.



1051TBSKG



1052TBS

The poise is simple to adjust and move along the beam to the balanced proper weight.

# DETECTO... THE NAME BRAND TO TRUST IN FOODSERVICE WEIGHING SINCE 1900

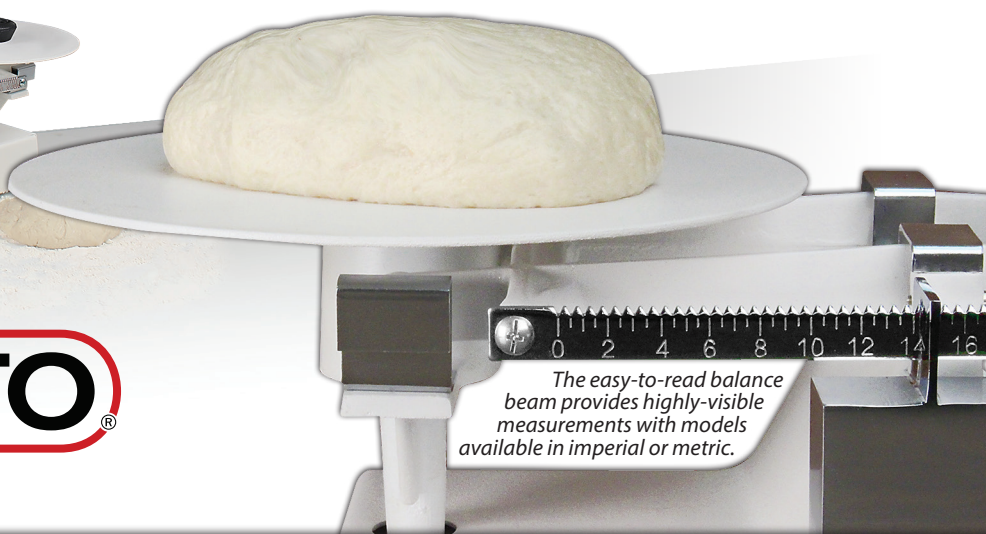


Keep your baked goods portioned properly and consistent with the DETECTO baker dough scale series. The adjustable poise and scale beam allow easy use and measurement so you can measure your dough according to a set weight. Each scale includes machined weights for testing and calibration. The baked enamel or stainless steel construction makes the scales easy to clean and stand up to the rigors of day-to-day use in busy kitchens.

Use a baker's dough scale to ensure you achieve the results you want every time you prepare bread, pizza and other baked items. Your baked goods will have consistent texture, taste and appearance when you invest in a quality bakers dough scale to weigh out your ingredients. Featuring USDA-approved construction, these models provide an economical package without any sacrifice to long-term use. The well-built poise and scale beam provide a long rust-free life. Additional weights may be ordered from DETECTO.

- Proven Classic Construction
- Reliable Bakery Measurements
- Mechanical Balance Beam Requires No Electricity
- Eliminates Excessive Use of High-Cost Ingredients
- Other Types of Scoops Also Available (see back page for details)

1002TBS



# DETECTO®

# BAKER DOUGH SCALES

# BAKER DOUGH SCALES



| Model                         | 1001TB         | 1001TBNS       | 1001TBKG      | 1001T2B        | 1001T2BNS      | 1002TB         | 1002TBNS       |
|-------------------------------|----------------|----------------|---------------|----------------|----------------|----------------|----------------|
| <b>Capacity</b>               | 16 lb          | 16 lb          | 8 kg          | 16 lb          | 16 lb          | 8 lb           | 8 lb           |
| <b>Beam Grads</b>             | 16 oz x 1/4 oz | 16 oz x 1/4 oz | 500 g x 5 g   | 32 oz x 1/2 oz | 32 oz x 1/2 oz | 16 oz x 1/4 oz | 16 oz x 1/4 oz |
| <b>Finish</b>                 | White enamel   | White enamel   | White enamel  | White enamel   | White enamel   | White enamel   | White enamel   |
| <b>Weight Pk. (see below)</b> | 1WP100X        | 1WP100X        | 1WK200X       | 1WP100X        | WP100X         | 1WP250X        | 1WP250X        |
| <b>Scoop</b>                  | •              |                | •             | •              |                | •              |                |
| <b>Shipping Weight</b>        | 38 lb/17.2 kg  | 38 lb/17.2 kg  | 38 lb/17.2 kg | 38 lb/17.2 kg  | 38 lb/17.2 kg  | 30 lb/13.6 kg  | 30 lb/13.6 kg  |
| <b>UPC Code</b>               | 809161103007   | 809161103106   | 809161103205  | 809161126402   | 809161126501   | 809161103304   | 809161103403   |



| Model                         | 1002TBKG      | 1002T2B        | 1002T2BNS      |
|-------------------------------|---------------|----------------|----------------|
| <b>Capacity</b>               | 5 kg          | 8 lb           | 8 lb           |
| <b>Beam Grads</b>             | 500 g x 5 g   | 32 oz x 1/2 oz | 32 oz x 1/2 oz |
| <b>Finish</b>                 | White enamel  | White enamel   | White enamel   |
| <b>Weight Pk. (see below)</b> | 1WK100X       | 1WP250X        | 1WP250X        |
| <b>Scoop</b>                  | •             | •              |                |
| <b>Shipping Weight</b>        | 30 lb/13.6 kg | 30 lb/13.6 kg  | 30 lb/13.6 kg  |
| <b>UPC Code</b>               | 809161103502  | 809161131000   | 809161131109   |



| Model                         | 1051TBS         | 1051TBSKG       | 1052TBS         | 1052TBSKG       |
|-------------------------------|-----------------|-----------------|-----------------|-----------------|
| <b>Capacity</b>               | 16 lb           | 8 kg            | 8 lb            | 5 kg            |
| <b>Beam Grads</b>             | 16 oz x 1/4 oz  | 500 g x 5 g     | 16 oz x 1/4 oz  | 500 g x 5 g     |
| <b>Finish</b>                 | Stainless steel | Stainless steel | Stainless steel | Stainless steel |
| <b>Weight Pk. (see below)</b> | 1WP100X         | 1WK200X         | 1WP250X         | 1WK100X         |
| <b>Scoop</b>                  | •               | •               | •               | •               |
| <b>Shipping Weight</b>        | 38 lb/17.2 kg   | 38 lb/17.2 kg   | 30 lb/13.6 kg   | 30 lb/13.6 kg   |
| <b>UPC Code</b>               | 809161103601    | 809161127003    | 809161103700    | 809161127102    |

## MACHINED WEIGHTS

| Model              | 1WP2-1       | 1WP4-1       | 1WP8-1       |
|--------------------|--------------|--------------|--------------|
| <b>Capacity</b>    | 2 lb         | 4 lb         | 8 lb         |
| <b>Shp. Weight</b> | 3 lb/1.3 kg  | 5 lb/2.3 kg  | 9 lb/4 kg    |
| <b>UPC Code</b>    | 809161103908 | 809161104004 | 809161104103 |





  

| Model              | 1WK1-1       | 1WK2-1       | 1WK0500-1    |
|--------------------|--------------|--------------|--------------|
| <b>Capacity</b>    | 1 kg         | 2 kg         | 500 g        |
| <b>Shp. Weight</b> | 3 lb/1.4 kg  | 5 lb/2.3 kg  | 2 lb/.9 kg   |
| <b>UPC Code</b>    | 809161121605 | 809161121704 | 809161121803 |

## WEIGHT PACKS

| Weight Pack Models |                                  | Weight Pack Models |                                   |
|--------------------|----------------------------------|--------------------|-----------------------------------|
| <b>1WP100X</b>     | (1) 1 lb<br>(1) 2 lb<br>(3) 4 lb | <b>1WK100X</b>     | (1) 500 g<br>(2) 1 kg<br>(1) 2 kg |
| <b>1WP250X</b>     | (1) 1 lb<br>(1) 2 lb<br>(1) 4 lb | <b>1WK200X</b>     | (1) 500 g<br>(1) 1 kg<br>(3) 2 kg |

## ACCESSORIES - FOOTED SCOOPS

| Model            | Description                       | Size   | Base                    |   |
|------------------|-----------------------------------|--|-------------------------|---|
| <b>285R31</b>    | White plastic scoop with spout    | 12" x 6.5" x 2.5" /<br>30 cm x 16.5 cm x 6.3 cm  | 4.5"/11 cm<br>diameter  |  |
| <b>6100-0001</b> | Confectionary scoop               | 12" x 10" x 4" /<br>30 cm x 25.4 cm x 10 cm      | 6.25"/16 cm<br>diameter |  |
| <b>6100-0002</b> | White plastic bakers dough scoop  | 21" x 12" x 5.75" /<br>53 cm x 30.5 cm x 14.6 cm | 6.25"/16 cm<br>diameter |  |
| <b>6100-0003</b> | Stainless steel bowl (0.75 quart) | 7" x 7" x 3" /<br>17.8 cm x 17.8 cm x 7.6 cm     |                         |  |

DETECTO reserves the right to improve, enhance, or modify features and specifications without prior notice.

**SOLD BY:**



102 East Daugherty St., Webb City, MO 64870 USA  
Toll-Free: (800) 641-2008 E-mail: detecto@cardet.com  
www.Detecto.com

BAKER DOUGH SCALES